

# Annual Report 2023



**University of Venda**  
*Creating Future Leaders*





**University of Venda**  
*Creating Future Leaders*

The 2023 Annual Report for the University of Venda was compiled in terms of the Regulations for Reporting by Public Higher Education Institutions, published under Government Notice No R 464 of 9 June 2014.

Incorporated in terms of the Higher Education Act, 1997 and the Statute of the University of Venda.



# Strategic overview

*"Positioning the University of Venda for impact and relevance."*

## Our Vision

*A University leading in engaged scholarship.*

## Our Mission

*The University of Venda produces graduates that are locally relevant and globally competitive.*

## Our Values

*Quality and Excellence*

*Accountability*

*Transparency*

*Integrity*

*Respect*


*Diversity*

*Social Responsibility and Community Engagement*

*Environmental Stewardship*



# 2023 Univen Impact Annual Report Flyer



**Prof Ndanduleni Bernard Nthambeleni**  
**Vice-Chancellor and Principal**

## Dear UNIVEN Community

During the year under review, the University of Venda made significant progress towards achieving its strategic plan goals, annual performance targets, and operational plan indicators.

## Governance for Outstanding Scholarship

The Vice-Chancellor and Principal of the University of Venda is pleased to present a brief overview of the institution's operations and significant achievements during the period under review. These successes highlight the University's ability to implement impactful interventions that contribute meaningfully to society while maintaining its relevance as an institution of higher learning.

## Unqualified Audit Opinion

The governance structures of the University met as required, and diligently discharged their responsibilities, ensuring the maintenance of good corporate governance. This is reflected in the University receiving an unqualified audit opinion for the 2023 academic year.

## Student-Centredness and Engaged Scholarship

### Some Cutting-Edge Research Projects

The profile of our researchers, which is growing rapidly worldwide, has led to groundbreaking research during the period under review.

The University of Venda's research team, in its pursuit of truth, contributes significantly to expanding the stock of knowledge through impactful publications. This outstanding work aligns with the institution's motto, "Positioning the University of Venda for impact and relevance".

The University of Venda, under the leadership of Professor Ntakadzeni Edwin Madala from the Department of Biochemistry and Microbiology, contributed to the curation of MicrobeMASST, the largest microbial metabolite database search engine. This significant achievement was published in the *Nature* journal. The department is pivotal in developing a research niche in mass spectrometry, equipping numerous students with this specialised skill. These students have made notable contributions, as evidenced by their publications in esteemed journals.

The impact of this technological advancement extends to medical research, particularly in the era of the Fourth Industrial Revolution (4IR). Machine learning algorithms, including the newly developed search engine, are expected to play a crucial role in diagnosing microbial infections in hospital settings both locally and globally, thereby reducing human error. The global significance of this project is highlighted by its documentation in a scientific paper published in the prestigious *Nature Microbiology* journal.

A team of international scientists, led by Professor Yoshan Moodley from the Department of Biological Sciences, Faculty of Science, Engineering, and Agriculture at the University of Venda, and Dr Declan Morris of the University of Adelaide, Australia, has published a study on African leopard genetics in the journal *PeerJ*. The team investigated mitochondrial DNA, which is only passed on by females, and discovered that all African leopards belong to one of two maternal DNA lineages. These lineages diverged during the Middle Pleistocene Epoch, approximately 450,000 to 960,000 years ago.

Outstanding, cutting-edge research has been demonstrated by Pascal O. Bessong, Professor of Microbiology and Global Health, Lead Investigator of the HIV/AIDS and Global Health Research Programme, and Director of the SAMRC-UNIVEN Antimicrobial Resistance and



Global Health Research Unit. During the 2023 reporting period:

(1) Working with the South African Medical Research Council, Professor Bessong's team developed an early warning system using wastewater-based epidemiology to detect potential COVID-19 hot spots in Limpopo Province, aiding local and national intervention efforts.

In the journal *Viruses*, the team highlighted that minimal research on the virus family to which SARS-CoV-2 belongs had been conducted on the African continent before the outbreak of COVID-19.

In a publication in *Frontiers in Public Health*, they proposed continuous molecular epidemiology, incorporating advanced technologies such as next-generation sequencing, to track genetic changes in SARS-CoV-2. These efforts could enhance diagnostic accuracy and inform improved vaccine development.

The team continues weekly wastewater surveillance for COVID-19 and other pathogens with epidemic potential, including measles, hepatitis, cholera, and influenza. This work provides critical evidence for near real-time public health interventions.

(2) In line with its mandate to address national and global health challenges, members of Bessong's team, in collaboration with the Knowledge Integration Global Health Consortium, contributed to three publications in *Nature* in 2023. These datasets focus on the causes, burdens, and consequences of poor growth, stunting, and wasting in young children in low- and middle-income countries.

In one article, the authors demonstrated that *'the highest incidence of stunting onset occurred from birth to the age of 3 months;'* and that *'early onset and low reversal rates suggest that improving children's linear growth will require life course interventions for women of childbearing age and a greater emphasis on interventions for children under 6 months of age.'*

In another article, they highlight *'the importance of establishing interventions to prevent wasting from birth to 6 months, probably through improved maternal nutrition, to complement current programmes that focus on children aged 6-59 months.'*

In the third dataset, they showed that *'children with multiple growth deficits exhibited higher mortality rates from birth to 2 years of age than children without growth deficits,' and proposed focusing on pre-conception and pregnancy as key opportunities for new preventive interventions.*

Professor Bessong also received the SAMRC Gold Merit Award for his outstanding contributions to health research.

During the reporting period, the University had 46 NRF-rated researchers, comprising 34 males, and 12 females. By the end of the academic year, the University had 14 Adjunct Professors. Additionally, the University had 32 Postdoctoral Research Fellows, of whom 22 were funded by the University of Venda, three by the National Research Foundation, three by the South African Research Chairs Initiative, two by the South African Medical Research Council, one by the University of Cape Town, and one by Stellenbosch University.

In teaching, learning, and research, 3,267 students graduated, achieving a graduation rate of 21.8%. This included 38 doctoral, 112 master's, 274 postgraduate, and 2,843 undergraduate degrees. Notable events included awarding an honorary doctorate to the Honourable former President of the Republic and University of Venda Chancellor, Kgalema Petrus Motlanthe, and conferring a professorship title on the Vice-Chancellor.

The University of Venda, in partnership with the Department of Science and Innovation and SASTA, organised National Science Week from 31 July to 5 August 2023. The Minister of Higher Education inaugurated the event virtually, with the theme *"Building a Culture of Evidence-Based Practice."* Over 3,000 participants attended, including exhibitors, stakeholders from various sectors, and representatives from science councils.

In line with one of the strategic trusts, *"Student-Centeredness and Engaged Scholarship,"* the University's management has officially unveiled the new Faculty of Health Sciences Building, which cost R248 million. The building utilised DHET and UNIVEN's Council funds, amounting to R137 million and R111 million, respectively. It houses four faculty departments and features modern infrastructure and design. With a capacity of 686 occupants, the building combines closed and open office systems to create a contemporary aesthetic.



In the 2023 Times Higher Education Sub-Saharan Africa University Rankings, the University of Venda was ranked in the top 11 out of 88 universities. This new ranking system was developed to address challenges faced by higher education institutions in Sub-Saharan Africa. The adjudication process used a hybrid methodology, considering various performance indicators across five pillars: Access and fairness, Africa impact, Teaching skills, Student engagement, and Resources and finances.

## **Linkages, Partnership, and Internationalisation**

### **Outstanding Partnerships**

The University of Venda and Hubei University of Technology (HBUT) signed a memorandum of cooperation for the Green Technology Confucius Institute (GTCI). The Chinese government approved the GTCI, leading to an official agreement between UNIVEN and HBUT in August 2023. GTCI was shortlisted as one of the 26 approved projects during the recent BRICS summit in South Africa.

Local communities are the lifeblood of the University, and UNIVEN takes its local community engagement strategy seriously. Significant developments were observed when the University of Venda signed a memorandum of understanding with the Rambuda Traditional Authority on 27 September 2023. This occasion solidified a historical relationship that spans nearly a decade.

In the period under review, the University undertook a Mid-Term Strategy Review exercise to assess progress in the implementation of its 2021–2025 Strategic Plan. The review process involved an internal evaluation by the University's senior management and an external evaluation by a panel of experts, comprising individuals with diverse competencies and expertise relevant to higher education strategies. This interdisciplinary team brought multiple institutional and professional perspectives to the task.

The University of Venda continues to take an active approach to achieving the local and international impact envisaged in its 2021-2025 Strategic Plan. Efforts to achieve this impact were demonstrated when the Vice-Chancellor and Principal visited the University of Botswana from 8 to 12 May 2023, where he delivered a memorable lecture titled *"Knowledge in Service of Society: The Role of Universities*

*in Modern Society"*. The event successfully promoted the University's brand image, as it was featured in both print and broadcast media in Botswana.

### **Other 2023 highlights worth celebrating include the following:**

- Positive developments were observed at the University of Venda in terms of employment equity and transformation. The University of Venda made significant advancements by appointing Dr Joel Baloyi as University Registrar and Prof Eucebious (Sebi) Lekalakala-Mokgele as Deputy Vice-Chancellor of Teaching and Learning, to further enhance the implementation of its five-year Strategic Plan.
- The appointment of another female to an executive role further improved gender balance in the University management
- The Vice-Chancellor and Principal, Prof NB Nthambeleni, through the Directorate of Research and Innovation, recognised the following women who received the South African Woman in Science Awards:
  - The DSI-Ndoni Mcunu Fellowship for Doctoral and Master's students was awarded to Dr TG Makhado and Ms R Letsoalo, respectively.
  - Professor NN Feza was named the winner of the 2023 Higher Education Women in STEM Award and was also a finalist for the Trailblazer Lifetime Achiever Award.

Detailed notable achievements for the period under review are outlined in the attached institutional annual report, which we hope you will take the time to review.

Sincerely

**Prof Ndanduleni Bernard Nthambeleni**

**Vice-Chancellor and Principal**



# CONTENTS

7	Executive Management
8	About this report and the University's strategic orientation
10	Major institutional events
12	Report of the Chairperson of Council
15	The Council's statement on governance
36	Council Statement on Sustainability
37	Report of the Vice-Chancellor and Principal
43	Performance Assessment Report
46	Actual performance against annual targets
62	Report of the Senate to the Council
73	Report of the Institutional Forum to Council
77	Report on internal administrative/operational structures and controls
79	Report on risk exposure assessment and management
81	Report of the Audit and Risk Committee
83	Report on transformation
85	Annual financial review
94	Abbreviations and acronyms






# Executive Management



**Prof Ndanduleni Bernard  
Nthambeleni**  
Vice-Chancellor and Principal



**Dr Robert L Martin**  
Deputy Vice-Chancellor:  
Corporate Services



**Prof Nosisi N Feza**  
Deputy Vice-Chancellor:  
Research and Postgraduate  
Studies



**Prof Eucebious (Sebi) Lekalakala-  
Mokgele**  
Deputy Vice-Chancellor:  
Teaching and Learning



**Mr Lonwabo B Kraziya**  
Chief Financial Officer



**Dr Joel J Baloyi**  
University Registrar



# About this report and the University's strategic orientation

The 2023 Annual Report of the University of Venda (UNIVEN) outlines the University's service delivery imperatives and its contributions to the government's transformation agenda and development priorities as outlined in the National Development Plan (NDP) Vision 2030. The NDP provides for skills development to improve productivity and income to enhance the competitiveness of the country's economy. As a government development blueprint, the NDP emphasises the need for the graduates of South Africa's universities to have the skills and knowledge required to meet the present and future needs of the economy and society. It is for this reason that UNIVEN is committed to producing graduates that are locally relevant and globally competitive.

Situated in the fast-growing town of Thohoyandou in the Vhembe District of the Limpopo Province, the University of Venda is considered a rural-based university. It is among the six South African public universities designated as comprehensive universities by the Department of Higher Education and Training (DHET). The University of Venda's strategic orientation has been to ensure that it lives up to this status by embarking on a long journey that will eventually see the introduction of new academic programme offerings into its Programme and Qualification Mix, which are career-focused and reflective of a comprehensive mandate.

The University has undergone significant transformation since its inception in 1982. During each stage of this transformation, the University aligned its vision and mission with the community's needs at local, regional, national, continental, and international levels. The transformation process led to significant changes in administrative governance, as well as the size and shape of the University's curriculum. It also attracted better-qualified staff and resulted in an improved student profile. The University has established itself as a

national asset through its niche, problem-oriented, and project-based curriculum, with strength in nurturing underprepared students into nationally competitive graduates. The University has, therefore, become an important player in the South African higher education landscape, contributing significantly to the human resources and development needs of the country and the region.

In line with its renewed strategic trajectory, UNIVEN is challenged, as outlined in its Vision 2025, to become a leading university in engaged scholarship. In realising this long-term vision, the University has also committed to a mission of producing graduates who are locally relevant and globally competitive, effective from 2021. This strategic move marks the University's radical departure from the Strategic Plan 2016–2020 in terms of focus, operations, and structural configuration. At the core of the University's strategic interventions is a deliberate effort to position it for impact and relevance, not only within the confines of South Africa's borders but also across the African continent and the globe.

In pursuit of its mission through the implementation of the Strategic Plan 2021–2025, the University is guided by a set of values and principles that characterise its operational conduct. These include quality and excellence, accountability, transparency, integrity, respect, diversity, social responsibility and community engagement, and environmental stewardship.

There are several strategic thrusts and objectives that the Council has endorsed to realise the strategy-driven operational efforts of the University community and stakeholders. The following are the four strategic thrusts for the University over the five-year strategic period (2021–2025), each with its related set of strategic objectives.



Table 1: Strategic Thrust and Objectives

Strategic Thrusts	Strategic Objectives
Student-centeredness and engaged scholarship	<ol style="list-style-type: none"><li>1. To enhance student well-being and success.</li><li>2. To enhance the curriculum and improve graduateness.</li><li>3. To strengthen the engagement of students, staff, and community stakeholders.</li><li>4. To enhance teaching and learning support.</li><li>5. To enhance research outputs for innovation and impact.</li></ol>
Entrepreneurial University	<ol style="list-style-type: none"><li>6. To develop an entrepreneurial culture.</li><li>7. To enhance financial sustainability.</li><li>8. To be an anchor institution for effective integrated local and regional development.</li><li>9. To develop enterprise.</li></ol>
Governance for outstanding scholarship	<ol style="list-style-type: none"><li>10. To promote effective institutional governance and management systems.</li><li>11. To enhance the corporate identity of UNIVEN.</li><li>12. To improve the governance of institutional information systems.</li><li>13. To strengthen systems and processes for infrastructure development and maintenance.</li><li>14. To enhance security on and around the campus and in off-campus residences.</li></ol>
Linkages, partnership, and internationalisation	<ol style="list-style-type: none"><li>15. To strengthen the University's local, regional, and international profile and visibility.</li></ol>

Investment in skills and knowledge development that can create economic value for the country is vital. In the operationalisation of its Strategic Plan, the University acknowledged that human capital development in various forms is central to addressing South Africa's socioeconomic challenges and building an inclusive society. The University considers this when designing intervention initiatives. These investments aim to ensure access and equity for all, particularly for marginalised communities in the University's locality.

In practical terms, the movement towards the realisation of these strategic interventions is continuously assessed through a quarterly monitoring process, which culminates in quarterly performance reviews. The results are communicated to internal and external stakeholders, including the Executive Management, Senate, and Council. The annual performance overview for 2023 is detailed in the subsequent sections of this annual report.



# Major institutional events

The following are some of the significant and noteworthy events that the University of Venda observed in 2023:

## National Science Week

The University of Venda, in collaboration with the Department of Science and Innovation (DSI) and the South African Agency for Science and Technology Advancement (SAASTA), hosted the National Science Week (NSW) 2023 celebration across the country from 31 July to 5 August 2023. The Minister of Higher Education, Science, and Innovation, Dr Blade Nzimande, virtually inaugurated the NSW 2023 under the theme “Building a Culture of Evidence-Based Practice.” The event attracted over 3,000 attendees, including exhibitors. It encompassed a diverse range of stakeholders, such as traditional and religious leaders, mayors, parents, school learners, heads of departments, the University Council members, UNIVEN senior management, staff, students, representatives from science councils (e.g., the National Research Foundation (NRF), SAASTA and Council for Scientific and Industrial Research (CSIR)), as well as stakeholders from both private and public institutions. The NSW event showcased the University’s contribution to the broader government service delivery agenda.

## Handover of the Health Sciences Building

As a step towards the attainment of the strategic plan objectives, the University’s Executive Management has officially handed over the advanced Faculty of Health Sciences Building. The building’s total estimated cost is R248,374,864.83 (R248 million), with funding contributions of R137,116,665.00 (R137 million) from DHET and R111,258,199.83 (R111 million) from UNIVEN’s Council-controlled funds.

The building is designed to house four departments within the faculty and is equipped with innovative infrastructure. Its architectural design incorporates a modern aesthetic, featuring a blend of closed

and open office systems. The building has a total capacity of 686 occupants, including visitors.

## UNIVEN improved its ranking in Sub-Saharan Africa

During the reporting period, the University of Venda was ranked among the Top 11 out of 88 universities in Sub-Saharan Africa by the 2023 Times Higher Education Sub-Saharan Africa University Rankings. The Times Higher Education Sub-Saharan Africa University Rankings is a new university ranking developed specifically to address the challenges faced by higher education institutions in Sub-Saharan Africa. The adjudication process followed a hybrid methodology to account for the diverse strengths of the sector, using a comprehensive range of performance indicators across five pillars: Access and Fairness Africa Impact, Teaching Skills, Student Engagement, and Resources and Finances.

## Executive appointments

The University of Venda appointed Prof Eucebious (Sebi) Lekalakala-Mokgele as the new Deputy Vice-Chancellor of Teaching and Learning, replacing the outgoing Prof Jan Crafford, who retired, with effect from 1 August 2023. During this time, she and Prof Jan Crafford worked closely together to ensure a smooth handover. Prof Lekalakala-Mokgele has served in an executive leadership position for almost three decades.

The University of Venda appointed Dr Joel Baloyi as the new University Registrar, replacing the outgoing Adv Nkhangweleni Edward Lambani, who retired, with effect from 1 November 2023. Dr Baloyi brings a wealth of experience to this new executive role at the University of Venda, having served in various senior management capacities in the legal and governance sectors, most recently as the Deputy Registrar (Governance) at the University of South Africa. The University of Venda looks forward to a progressive tenure under the guidance of Dr Joel Baloyi as the new University Registrar.



## Spring Graduation

The University of Venda held a successful Spring Graduation Ceremony on Thursday, 5 October 2023, at the University Auditorium, where a total of 516 graduates received their certificates, diplomas, and degrees. Of these, 79 graduates received their honours degrees, 84 graduates received their master's degrees, and 34 graduates received their doctoral degrees. Approximately 60% of the graduates were female, while 40% were male.

### Conferment of an honorary doctorate to Honourable Kgalema Petrus Motlanthe

During the Spring Graduation Ceremony, the University of Venda awarded an honorary doctoral degree in Administration to the former President of South Africa and former Chancellor of the University of Venda, His Excellency Mr Kgalema Petrus Motlanthe.

Mr Motlanthe was honoured for his distinguished, significant, and outstanding leadership contributions to society, both in South Africa and internationally.

### Conferment of professorship title to Dr Bernard Nthambeleni

At its extraordinary meeting held on 24 August 2023, the University of Venda's Council unanimously approved the Senate's decision to confer the title of Professor on the Vice-Chancellor and Principal, Dr Bernard Nthambeleni. This recognition was granted for his remarkable contributions, including raising the global profile of the University of Venda by increasing research partnerships with universities worldwide, benefitting numerous academics and students.

### 2023 Vice-Chancellor's Excellence Awards

Excellent academic and research performance is essential for the vitality of the University. As part of recognising and encouraging a continued culture of performance excellence, the Vice-Chancellor and Principal, Prof Bernard Nthambeleni, presented awards during the period under review to 125 academic staff members and researchers who demonstrated exceptional performance in research, teaching, learning, and community engagement. These awards were presented at the University's 2023 Vice-Chancellor's Excellence Awards ceremony, held on 12 September 2023 at the 2Ten Hotel in Thohoyandou.

## IRMSA industry award

The University of Venda's Internal Audit and Risk Directorate was named the winner in the Education category at the Institute of Risk Management South Africa's (IRMSA) Annual Awards ceremony, held at the Gallagher Convention Centre on 12 October 2023. This achievement highlights UNIVEN's progress in implementing enterprise risk management. The IRMSA Annual Awards recognise and celebrate the accomplishments of members who make significant contributions in their risk management roles and within their dynamic teams.

### Establishment of the Green Technology Confucius Institute

The University of Venda and Hubei University of Technology (HBUT) in China signed a Memorandum of Cooperation (MoC) on the Green Technology Confucius Institute (GTCI) in December 2022. Following approval by the Chinese governmental authority, an official agreement between UNIVEN and HBUT was signed in August 2023. The GTCI was subsequently shortlisted among 26 approved projects announced during the recent Brazil, Russia, India, China and South Africa (BRICS) Summit, hosted by South Africa during Chinese President Xi Jinping's state visit in August. It became the seventh approved Confucius Institute in South Africa, entering the spotlight with significant diplomatic importance.





# Report of the Chairperson of the Council



The University of Venda's Council is the highest decision-making body of the University, responsible for ensuring good governance, determining strategic direction, and overseeing the implementation of financial policies to achieve financial sustainability, performance excellence, quality, and a strong institutional reputation. It carries out these responsibilities in accordance with the Higher Education Act (101 of 1997), other relevant legislation, and the University Statute.

During the period under review, the Council independently conducted all the necessary checks and balances on the work of the executive management team. The team's primary responsibility, as set out in the Council Charter, is to ensure the effective management and operation of the University in alignment with the strategies and objectives approved by the Council and its committees. Guided by the principles of the King IV Report on Corporate Governance, along with applicable laws, standards, and codes for public higher education institutions, the University of Venda's Council remains committed to providing effective leadership and upholding ethical principles in setting and implementing the University's strategy.

Through its Council-approved five-year Strategic Plan (2021–2025), the University of Venda aims to reposition itself for local relevance and enhanced societal impact while ensuring global competitiveness. The

year 2023 marked the third year of implementing this strategic plan, during which significant milestones were achieved across various areas. The University continues to make steady progress toward achieving its strategic objectives and targets, strengthening its core mission. This progress is evident in the University's achievements, recorded against various measurable indicators of academic success, as detailed in the subsequent sections of this report.

The University maintained much-needed stability on campus, supported by responsible student and union leadership, which enabled the uninterrupted continuation of its academic activities. A stable campus environment remains a critical precondition for the envisioned institutional growth and financial sustainability needed to ensure the ongoing production of knowledge through engaged learning and teaching, research, and innovation. These elements are fundamental to the University's goals of improving graduate employability and contributing to the economic growth and development of both the region and the nation.

The University aspires to be a leader in engaged scholarship, as measured by the efficient and effective implementation and management of its academic projects. This includes a primary focus on enhancing student learning experiences, promoting engaged teaching and learning, achieving of high-impact research outputs, nurturing an entrepreneurial culture, and fostering reciprocal academic and research partnerships. The enhanced quality of programme offerings, academic and administrative leadership, as well as effective institutional governance, remained central to the University's efforts in driving student success during the period under review.

As of the end of 2023, all programmes in the University's Programme and Qualification Mix had been reaccredited as part of the Council on Higher Education's revised Higher Education Qualifications Sub-Framework process. This process includes approval by the Department of Higher Education and Training and, where appropriate, accreditation by the relevant professional bodies. The following programmes underwent a review process in 2023 and were recommended for approval:



Table 2: Reviewed programmes

Academic Programmes		Progress status
1.	Bachelor of Science in Food Science and Technology	By the end of the period under review, the approval process had not yet been finalised.
2.	Bachelor of Science in Agricultural and Biosystems Engineering	
3.	Bachelor of Arts Honours in Rural Development	
4.	Bachelor of Arts History (generic)	
5.	Bachelor of Arts Anthropology Archaeology (generic)	
6.	Bachelor of Indigenous Knowledge Systems	
7.	Bachelor of Arts in Youth Development	
8.	Bachelor of Arts in Language Practice	
9.	Bachelor Arts of Honours in Political Science	
10.	Bachelor of Arts Honours in International Relations	
11.	Bachelor of Arts Honours in History	
12.	Bachelor of Arts Honours Archaeology	
13.	Bachelor of Arts Honours in Anthropology	
14.	Bachelor of Arts Honours in Applied Anthropology	
15.	Bachelor of Arts Honours in Gender Studies	
16.	Bachelor of Arts Honours in Applied Linguistics	
17.	Bachelor of Commerce in Business Information Systems	
18.	Bachelor of Administration	
19.	Bachelor of Commerce in Human Resource Management	
20.	Bachelor of Arts Honours in Criminal Justice	
21.	Master of Public Management	
22.	Bachelor of Science in Biokinetics	

Some of the notable performance highlights recorded by the University, aligned with the strategic objectives and associated targets set to strengthen its core business during the period under review, include the following:

- 3,267 overall graduate headcount (translated into 26% graduation rate), comprising 2,843 undergraduates and 424 postgraduates
- 46 NRF-rated researchers, comprising 33 males and 12 females
- 20 postdoctoral research fellows
- Two patents filed in two different jurisdictions
- Two research thrusts/priorities/niches defined and established.

### Effective ethical leadership and corporate citizenship

The Council of the University of Venda has implemented several policies, procedures, and processes to ensure that the University's core business is conducted ethically and serves the interests of diverse stakeholders, considering the impact of education and skills on the economy, society, and the environment.

The University has put in place various instruments to ensure that a high level of ethical culture prevails among staff, management, and members of institutional governing structures. These include, among others, the Code of Conduct in line with King IV Report on Corporate Governance, as well as the existing Code of Conduct shared with



all Council members and the conditions of service documents that guide the ethical conduct and behaviour of staff. In addition, both management and Council members are required to declare conflicts of interest annually.

The anonymous tip-off system that the University has implemented is independently managed by Deloitte, which serves as a deterrent against corruption. Furthermore, all employees and service providers are regularly discouraged from engaging in corrupt activities through ongoing declarations of possible conflicts of interest.

### **Statement on effective governance and risk management**

The University of Venda is governed by the Council, which is constituted by diverse external and internal members, and holds office for five years. However, student leaders who are also part of the Council hold office for only one year. The Council members represent different constituencies within and outside the University, bringing diverse competencies and skills in areas such as law, finance, auditing, human resources, and human rights. This diversity, coupled with executive management's academic background, provides a reasonable balance of expertise to address matters brought before the Council.

A Risk Management Committee assists the Council, the Vice-Chancellor, Executive Management, and the Audit and Risk Committee in managing strategic, operational, and project risks. The committee primarily handles risk management and control responsibilities within the confines of prescribed legislation and corporate governance principles, such as King IV and ISO 31000. The committee is chaired by an external independent person and met on four occasions during 2023.

### **Governance of information technology**

To adequately support its Strategy 2025, the University of Venda continued implementing the ICT Governance Framework, as adopted and approved by the Council. The ICT general controls were reviewed, and a comprehensive testing process for ICT disaster recovery was conducted throughout the year to ensure that an adequate and effective ICT system is fully maintained.

### **Compliance with the overall national statutory framework**

The Council has delegated to the Audit and Risk Committee the role of ensuring compliance with all relevant legislation, statutory requirements, Council directives, and the Code of Ethics, as well as the critical role of enterprise risk management, which includes the assessment of organisational risks and their management. Monitoring compliance with the Code forms part of the mandate of the Audit and Risk Committee of the Council.

The University of Venda's Governance and Compliance function has ensured constant advice on new regulations and the required institutional adjustments for compliance. While this is an ongoing process, I am delighted to report that the University of Venda is compliant with statutory provisions on human resources, finance, student matters, occupational health, accreditation of courses offered, and associated built environment regulations.

### **Remuneration of councillors**

It is the responsibility of the Council to ensure effective governance of the University's finances and to avoid conflicts of interest. External members of the Council receive an honorarium for attending meetings, in recognition of their role and commitment to the institutional cause. Members are also reimbursed for expenses related to travel within the prescribed rates approved by the Council, which are set at a lower level than the prevailing National Treasury Regulations.

The Council reviews these prescribed rates based on inflation to ensure they remain reasonable. Overall, there are no disclosures regarding the remuneration of the Council members, as they are not paid for their services.

Lastly, I would like to thank all the Council members for their commitment and excellent contributions to the recorded success of the University of Venda.

A handwritten signature in black ink, appearing to read 'JM Lekgetha'.

**Mr JM Lekgetha**

**Chairperson of Council**





# The Council's statement on governance

The Council of the University of Venda operates under the principles of accountability, integrity, and openness as outlined in the King IV Report on Corporate Governance. The composition of the Council is designed to meet standard governance requirements and comply with relevant statutes. The Council is acutely aware of its responsibilities, as defined by the Higher Education Act (Act 101 of 1997), for governing the institution as a public entity committed to becoming a leader in engaged scholarship. The Council's responsibilities are detailed in the Institutional Statute and the Act.

## The Council composition and meeting attendance

The Council is comprised of internal and external members who are elected, appointed, or designated in accordance with the University of Venda's Institutional Statute. Its composition is designed to ensure compliance with the Higher Education Act (Act 101 of 1997) and to promote stakeholder participation in the University's governance.

In terms of Section 16(1) of the 2023 Statute, the University of Venda's Council was constituted as follows:

Table 3: Council Composition

Category	Incumbent	Term
1. Section 16.1 (a) The Vice-Chancellor	Prof NB Nthambeleni	-
2. Section 16.1 (b) Deputy Vice-Chancellors	Prof JE Crafford (DVC: Teaching and Learning) (Outgoing)	Retired 31 December 2023
	Prof E Lekalakala-Mokgele (DVC: Teaching and Learning)	From 1 August 2023
	Prof NN Feza (DVC: Research, Innovation and Postgraduate Studies)	-
	Dr RL Martin (DVC: Corporate Services)	-
3. Section 16.1 (c) Chief Financial Officer	Mr LB Kraziya	-
4. Section 16.1 (d) Three members with specific competencies in the field designated by the Council	Mr SB Mampeule <i>*Human Rights</i>	05/02/2020–22/11/2024
	Mr BP Thompson (Chairperson of the Human Resources Committee) <i>*Human Resources</i>	05/02/2020–22/11/2024



Category	Incumbent	Term
	Mr MN Mangena (Chairperson of the Appeals Committee) <i>*Legal</i>	05/02/2020–22/11/2024/ 21/06/2019–22/11/2024
5. Section 16.1 (e) Five persons appointed by the Minister	Mr MJ Lekgetha (Chairperson)	14/01/2020–22/11/2024
	Ms NV Makhari (Deputy Chairperson)	14/01/2020–22/11/2024
	Dr SE Smith (Chairperson of the Finance Committee)	17/12/2021–22/11/2024
	Mr T Telite	14/01/2020–22/11/2024
	Dr O van Heerden (Chairperson of the Audit and Risk Committee)	14/01/2020–22/11/2024
6. Section 16.1 (f) One person appointed by the Premier of the Limpopo Province	Mr ME Selomo (Chairperson of the Student Affairs Committee)	23/11/2019–31/12/2023 21/11/2014–31/12/2023
7. Section 16.1 (g) Two persons elected by the Senate from among its members	Prof NS Nethengwe	27/05/2020–22/11/2024
	Prof T van der Walt	27/05/2020–22/11/2024
8. Section 14.6 (h) Two persons elected by the Convocation	Mr MS Motadi	05/08/2021–22/11/2024
	Mr R Mushweu	05/08/2021–22/11/2024
9. Section 16.1 (i) Two persons elected by the donors	These positions were not filled to comply with the Statute in terms of the number of Council members	-
	Dr JM Mokoete	10/11/2021–22/11/2024
10. Section 16.1 (j) Two Student Representative Council (SRC) members in accordance with the rules	Mr GL Tshamano	15/11/2022–10/09/2023
	Mr B Mafumo	19/10/2023–30/09/2024
	Relaced by: Mr JL Mdaka	
	Mr N Maduwa	
11. Section 16.1 (k) One academic employee of the University other than members of the Senate, elected by the academic employees	Mr ND Tshithavhane	10/02/2020–22/11/2024



Category	Incumbent	Term
12. Section 16.1 (l) One member of the administrative employees of the University elected by the administrative employees	Mr JAM Mogashoa	07/02/2020–22/11/2024
13. Section 16.1 (m) One member of the service employees of the University elected by the service employees	Mr AD Maphiswana	07/02/2020–22/11/2024
14. Section 16.1 (n) Director: Legal Services	Adv A E Nemukula	-
15. Section 16.1 (o) One person designated by the Thulamela Municipality	Ms AS Rambuda	01/02/2022–22/11/2024
16. Section 16.1 (p) Other persons, not exceeding five in number, designated by such bodies as determined by the Council	Mr KE Mabelebele <i>*Construction Industry Development Board (CIDB)</i>	28/01/2022–22/11/2024
	Prof S Mosoetsa <i>(HSRC)</i>	23/11//2019–22/11/2024
	Prof IOG Moche	25/05/2021–22/11/2024
	Dr NR Mbhele <i>*Council for Scientific and Industrial Research (CSIR)</i>	23/11//2019–22/11/2024
	Thovhele MPK Tshivhase <i>*Local Traditional Authority</i>	23/11//2019–22/11/2024, 21/11/2014–22/11/2024
	Mrs MT Mulaudzi <i>* Chairperson of the Institutional Forum</i>	14/01/2021–22/11/2024

#### Changes:

- Prof E Lekalakala-Mokgele assumed duty on 01 August 2023 as DVC: Teaching and Learning
- Prof JE Crafford retired on 30 June 2023, but his contract was extended until 31 December 2023.
- Mr GL Tshamano, SRC representative on the Council, was suspended as SRC President on 10 September 2023.
- The term of office for Mr B Mafumo, SRC representative on the Council, expired on 30 September 2023.
- Messrs JL Ndaka and NS Maduwa were appointed to serve as SRC members on Council with effect from 19 October 2023.
- Adv EN Lambani, the University Registrar, retired on 31 August 2023, but his contract was extended until the end of 29 February 2024.
- Dr JJ Baloyi assumed duty on 1 November 2023 as University Registrar.
- Mr SE Selomo passed away on 31 December 2023.

The Council normally meets at least four times a year to discharge its responsibilities. In the year under review, the Council held one workshop over two days and nine meetings, five of which were special meetings.



## Attendance for the year under review

Table 4: Council Attendance

NAME	16/02/2023 (Workshop)	17/02/2023 (Workshop)	17/02/2023 (Special)	25/04/2023	05/05/2023 (Special)	23/06/2023	28/07/2023 (Special)	23/08/2023 (Special)	24/08/2023 (Special)	29/09/2023	30/11/2023	Number of meetings attendance
Mr MJ Lekgetha	√	√	√	√	√	√	√	√	√	√	√	11/11
Prof NB Nthambeleni	√	√	√	√	√	√	√	x	x	√	√	9/11
Ms NV Makhari	√	√	√	√	√	√	√	√	√	√	√	11/11
Prof JE Crafford	x	√	√	√	√	√	√	√	√	√	√	10/11
Prof E Lekalakala-Mokgele	-	-	-	-	-	-	-	-	x	x	√	2/4
Prof NN Feza	√	x	X	√	√	√	x	√	√	√	√	8/11
Dr RL Martin	√	√	√	√	√	X	√	√	√	x	√	9/11
Mr LB Kraziya	√	√	√	√	√	√	√	x	√	√	√	10/11
Mr MN Mangena	√	√	√	√	√	√	√	√	√	√	√	11/11
Dr O van Heerden	√	√	X	√	x	√	x	x	x	√	√	6/11
Dr SE Smith	√	√	√	√	√	X	√	√	√	√	√	10/11
Mr BP Thompson	√	√	√	√	√	√	√	√	√	√	√	11/11
Mr ME Selomo	√	√	√	X	√	√	√	√	√	√	√	10/11
Dr NR Mbhele	√	√	√	√	√	√	√	√	√	√	√	11/11
Thovhele MPK Tshivhase	√	√	√	√	√	√	x	x	x	√	√	8/11
Mr T Telite	√	√	√	√	√	√	√	√	√	√	√	11/11
Prof IOG Moche	√	√	√	x	√	√	x	√	√	√	√	9/11
Mr MS Motadi	√	√	√	√	√	√	√	√	√	√	√	11/11
Mr R Mushweu	√	√	√	√	√	√	√	√	√	x	√	10/11
Prof S Mosoetsa	√	√	√	√	x	√	√	x	x	√	x	7/11
Mr SB Mampeule	√	√	√	√	√	√	√	√	√	√	√	11/11
Dr JM Mokoete	X	X	√	√	√	√	x	√	√	√	√	8/11
Ms AS Rambuda	√	√	√	x	√	X	x	x	x	√	√	6/11
Mr KE Mabelebele	√	√	√	√	√	√	√	x	x	√	√	9/11
Mrs MT Mulaudzi	√	√	√	√	√	√	√	√	x	√	x	9/11
Mr GL Tshamano	X	√	√	√	x	√	x	√	x	-	-	5/9
Mr B Mafumo	√	√	√	√	x	√	√	x	x	x	-	6/10
Mr JL Ndaka	-	-	-	-	-	-	-	-	-	√	√	2/2



NAME	16/02/2023 (Workshop)	17/02/2023 (Workshop)	17/02/2023 (Special)	25/04/2023	05/05/2023 (Special)	23/06/2023	28/07/2023 (Special)	23/08/2023 (Special)	24/08/2023 (Special)	29/09/2023	30/11/2023	Number of meetings attendance
Mr NS Maduwa	-	-	-	-	-	-	-	-	-	√	√	2/2
Mr JAM Mogashoa	X	x	X	√	x	√	x	x	x	√	x	
Mr AD Maphiswana	√	√	√	√	x	√	x	√	x	√	√	8/11
Mr ND Tshithavhane	√	√	√	√	√	√	√	√	x	√	√	10/11
Prof T van der Walt	√	x	√	√	√	√	√	√	x	√	√	9/11
Prof NS Nethengwe	√	√	√	√	√	√	√	x	√	√	√	10/11
Adv EN Lambani (University Registrar – Secretary)	√	√	√	√	√	√	√	x	√	√	√	10/11
Dr JJ Baloyi (University Registrar – Secretary)	-	-	-	-	-	-	-	-	-	-	√	1/1

Legend: Tick = attended | Cross = did not attend | Dash = not yet a member or no longer a member

The members of the Council were required to declare any conflicts of interest and maintain the confidentiality of the meeting proceedings to ensure effective governance and proper knowledge management. The Council further applied the Code of Practices and Conduct in every meeting, including the Code of Ethical Behaviour and Practice.

### Governance matters dealt with by the Council in 2023

In the period under review, the Council of the University of Venda addressed various critical governance matters, including policies. To ensure effective and efficient governance of the institution, the Council approved several policies, namely:

- Policy On Quality Assurance
- Policy on Programme Development and Review
- Policy on Collection Development
- Policy on Risk Management
- Policy on Infrastructure Management
- Policy on Investment
- Policy on Accounts Receivable
- Policy on Cash Management
- Policy on Financial Aid
- Policy on Student Debt Management
- Policy on Accounts Receivable Refund
- Policy on Retirement due to Ill Health
- Policy on Remission of Tuition Board and Lodging Fees
- Policy on UNIVEN Waste Management
- Policy on Employee Health and Wellness Programme
- Policy on Student Billing
- Policy on Substance Abuse
- Policy on Governance and Compliance
- Policy on Fraud Prevention
- Policy on Whistleblowing
- Policy on Protection of Personal Information
- Policy on Risk Management
- Policy on Recognition of Long Service and Improved Qualifications
- Policy on Overtime and Standby Allowance
- Policy on Employment Equity



**Council**



- Policy on Employee Relations
- Policy on Employees Wellness
- Policy on Supply Chain Management
- Policy on Security
- Policy on Weapon Free Campuses

**The Council also dealt with and approved the following additional governance matters in the period under review:**

- 2024 Institutional Staff Plan
- 2023 Human Resources Committee Workplan
- Audit and Risk Committee 2023 Workplan
- Internal Audit Three-year Rolling Plan
- 2023 Internal Audit Annual Operational Plan
- Governance, Ethics and Compliance Plan
- Risk Management Committee Activity Plan
- UNIVEN Spatial Development Framework and Presentation
- 2023 Finance Committee Workplan
- Process flow for renewal of the contract for the Vice-Chancellor and Principal
- UNIVEN 2023 Proposed Salary Scales
- Risk Management Framework
- Risk Management Committee Charter
- Students' Appeal cases
- Conferment of an Honorary Doctoral Degree in Administration on His Excellency, Mr Kgalema Petrus Motlanthe
- Renewal of the employment contract of the Vice-Chancellor and Principal, Prof NB Nthambeleni, for another five-year term, from 01 January 2024 to 31 December 2028 when he would have completed two successive terms
- Application for the introduction of Work Integrated Learning (WIL) into Bachelor of Commerce in Tourism Management

- Addition of two Teaching Subjects into the Postgraduate Certificate in Education Senior Phase Further Education and Training (PGCE SP FET) Academic Structure
- Conferment of the title of Professor to the Vice-Chancellor and Principal, Prof Ndanduleni Bernard Nthambeleni with immediate effect
- Introduction of a new programme: BSc in Health Promotion
- Appointment of Prof Eucebious Lekalakala-Mokgele as the Deputy Vice-Chancellor: Teaching and Learning with effect from 01 August 2023, renewable for a further term based on satisfactory performance and the needs of the University
- 2023 Student Affairs Committee Workplan
- 2022/23 SRC Programme of Action (PoA)
- Cabinet PoA
- Faculties PoA
- Sub-structures PoA
- Report from the Executive Management Remuneration Committee (EMRC)
- Guidelines on the criteria for selection of honorary degrees in line with the University of Venda's statute
- Working document on awarding of honorary degrees
- Request for the usage of ad hoc hours as follows: 200 hours to review the UIGC internal control environment following a scope to be agreed upon with management and 50 hours to add to the planned ICT infrastructure audit
- 2022 Audit Fee overruns to be paid to the external auditors
- Compliance Management Strategy
- Request for the establishment of the Transformation Office
- Appointment of Dr/Adv JJ Baloyi as the University Registrar (P3) on a five-year contract, renewable for a further term based on satisfactory performance and the needs of the University
- Amended Student Representative Council (SRC) Constitution



- That the report on the outcome of the 2022 Department of Higher Education and Training (DHET) Council Self-Assessment be submitted to DHET
- Feedback from Deloitte and Touche – Report on Whistleblowing allegations.
- Internal Audit Review Report
- That the University of Venda Group 2022 Draft Annual Financial Statements (unaudited) be submitted to the External Auditors
- Audit Planning Memorandum
- External Auditor's Report on the Audit of the Consolidated and Separate Financial Statements for the year ended 31 December 2022
- That the University of Venda's Consolidated and Separate Annual Financial Statements for the year ended 31 December 2022 be submitted to DHET
- That the 2022 Annual Report be submitted to DHET
- That the 2023 Mid-Year Report should be submitted to DHET
- 2024 Annual Performance Plan
- 2024 Operating and Capital Budget
- Promotion of Access to Information Act (PAIA) Manual
- 2024 Governance, Ethics and Compliance Workplan
- UNIVEN Internal Audit 3-year Rolling Plan (2024-2026)
- 2024 Internal Audit Plan
- Access Control Procedure
- Protection Services Guidelines for Investigation
- Key Control Procedure.
- Procedure for Seizure and Disposal of Narcotics and Unauthorised Liquor on the University Premises
- Protest Action Management Procedure and Safety Protocols during Protests
- Loan amount of R13 million to be extended by the University to the UNIVEN Innovative Growth Company (UIGC), for the

settlement of the entity's statutory obligations, payable in equal instalments for 60 months, effective from 01 January 2024

- Terms of Reference for the Facilities Planning and Infrastructure Committee
- UNIVEN Integrated Entrepreneurship, Innovation and Biodiversity Plan (UIEIBP)
- One Health Niche Area
- African Heritage and Indigenous Knowledge Systems (IKS) Niche Area
- Withdrawal of the Diploma in Nursing Sciences Qualification Certificate the University awarded to a student.

#### **The Council also dealt with the following matters:**

- Reports on the Vice-Chancellor and Principal's State of Campus
- Reports on Teaching and Learning
- Reports on Research and Postgraduate Studies
- Reports on Combined Assurance Status
- Strategic Risk Registers
- Feedback report on Governance Maturity Assessment
- Report on Protection Services Expenditure
- Report on the Performance of the Advancement Unit
- Report from Convocation
- Reports from the Institutional Forum (IF)
- Report on the Investigations into the Allegations of Corruption
- Progress report on the implementation of recommendations arising from the Doctoral Degrees National Review conducted by the Council on Higher Education (CHE), including the CHE-approved Improvement Plan
- Chief Financial Officer (CFO) Reports
- Resolution and Decision Registers
- Summary Report on the Results of the Governance Maturity Assessment
- 2023 Payment Schedule





- Update on the developments with the payment of NSFAS students' allowances.

Through the reviews and approvals outlined above, the University of Venda remains aligned with its vision and mission, statute, and the national statutory provisions governing higher education in South Africa.

I am confident that the Council committees fulfilled their mandated responsibilities satisfactorily. These committees were composed of individuals with the skills and knowledge to make informed decisions on matters before them. All the committees were chaired by people with the requisite competencies and experience to lead their respective portfolios.

## The Council committees

The Council committees were established in accordance with Section 29 of the Higher Education Act No. 101 of 1997, as amended, Section 34 of the UNIVEN Statute, and King IV Principle 8. To effectively manage, control, and execute its oversight responsibilities, the Council established six committees, each chaired by an independent non-executive member with the requisite skills and expertise.

All committees are formally constituted with approved terms of reference that define their full mandate, roles and responsibilities. The committees include external members of the Council who are neither employees nor students at the University. All Council committee meetings are chaired by the external members of the Council. The Council committees meet four times per year before the Council meetings, submitting reports for consideration at each ordinary meeting and making recommendations to the Council. A full and accurate record of all Council and committee meetings is maintained.

My sincere gratitude goes to the Executive Committee of the Council, the Committee Chairs, the Council members, executive management, senior management, and staff for a productive 2023.

**Mr MJ Lekgetha**

**Chairperson of Council**

During the year under review, the following Council committees were in place at UNIVEN:

- a) Executive Committee (EXCO)
- b) Appeals Committee
- c) Audit and Risk Committee (ARC)
- d) Finance Committee (FinCom)
- e) Human Resources Committee
- f) Student Affairs Committee



## Executive Committee

**Chairperson:** Mr MJ Lekgetha

**Mandate:** The Executive Committee (EXCO) advises the Council on any matters it deems necessary for the effective and efficient governance of the University. EXCO may address urgent matters on behalf of the Council; however, all decisions must be ratified or

reviewed at the next Council meeting. Additionally, EXCO considers and makes recommendations to the Council based on reports from all the Council committees.

In the year under review, EXCO held eight meetings, four of which were special.

### Meeting attendance for the year under review

Table 5: EXCO Meeting Attendance

NAME	04/04/2023	20/04/2023 (Special)	04/05/2023 (Special)	06/06/2023	22/06/2023 (Special)	27/07/2023 (Special)	08/09/2023	10/11/2023	Number of meetings attended
1. Mr MJ Lekgetha	✓	✓	✓	✓	✓	✓	✓	✓	8/8
2. Prof NB Nthambeleni	✓	✓	✓	✓	x	✓	✓	✓	7/8
3. Ms NV Makhari	✓	✓	✓	✓	✓	✓	✓	✓	8/8
4. Prof JE Crafford	✓	x	✓	✓	✓	✓	✓	✓	7/8
5. Dr RL Martin	✓	x	✓	✓	x	✓	✓	✓	6/8
6. Mr LB Kraziya	x	✓	✓	✓	✓	✓	✓	✓	7/8
7. Prof NN Feza	✓	✓	✓	✓	✓	✓	✓	✓	8/8
8. Prof E Lekalakala-Mokgele	x	x	x	x	x	x	✓	✓	8/8
9. Mr BP Thompson	✓	✓	X	✓	✓	✓	✓	✓	7/8
10. Mr MN Mangena	✓	✓	✓	✓	✓	✓	✓	✓	8/8
11. Dr SE Smith	✓	✓	✓	✓	✓	✓	✓	✓	8/8
12. Dr O van Heerden	✓	x	✓	✓	✓	X	✓	x	5/8
13. Mr ME Selomo	x	x	✓	✓	✓	✓	✓	✓	6/8
14. Prof S Mosoetsa	✓	x	X	x	x	X	✓	✓	2/8
15. Dr NR Mbhele	✓	✓	✓	✓	✓	✓	✓	✓	8/8
16. Thovhele MPK Tshivhase	x	✓	✓	✓	✓	X	x	✓	5/8
17. Adv EN Lambani (University Registrar – Secretary)	✓	✓	✓	✓	✓	✓	✓	✓	8/8
18. Dr JJ Baloyi (University Registrar – Secretary)	-	-	-	-	-	-	-	✓	1/1

Legend: Tick = attended | Cross = did not attend | Dash = not yet a member or no longer a member



## The Appeals Committee



**Chairperson:** Mr NM Mangena

**Mandate:** The Appeals Committee is mainly responsible for the hearing of appeals of the University’s staff and students against the findings and sentences of disciplinary hearing processes. Its decisions on staff and students’ appeal cases are submitted to the Council for ratification.

In the year under review, the Appeals Committee held five meetings, one of which was a special meeting. The Committee adjudicated on twelve appeal matters.

### Meeting attendance for the year under review

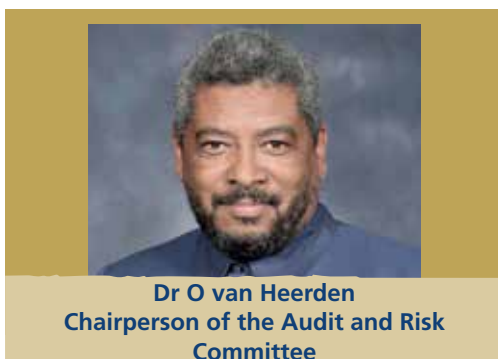
Table 6: Appeals Committee Attendance

NAME	25/02/2023	22/04/2023	10/06/2023	07/10/2023	04/11/2023	05/11/2023	18/11/2023	19/11/2023	Number of meetings attended
Mr MN Mangena	√	√	√	√	√	√	√	√	8/8
Mr ME Selomo	√	√	x	√	√	√	√	√	7/8
Ms NV. Makhari	√	√	√	√	√	√	√	√	8/8
Dr NR Mbhele	√	√	√	√	√	√	√	√	8/8
Mr SB Mampeule	√	√	√	x	√	√	√	√	7/8
Mr S Motadi	x	√	X	√	√	√	√	√	6/8

Legend: Tick = attended | Cross = did not attend | Dash = not yet a member or no longer a member



## The Audit and Risk Committee (ARC)



**Chairperson:** Dr O van Heerden

**Mandate:** The primary role of this committee is to support and advise the Council on the matters listed below, which may be amended to include additional items within the scope of the Audit and Risk Committee. The committee also serves as a link between the Council and its external auditors, reviewing the integrity of financial information and the effectiveness and adequacy of the University's internal controls, including the internal audit function.

The overall purpose of the Audit and Risk Committee is to assist the Council in fulfilling its oversight responsibilities regarding:

- The integrity of the financial reporting process, and system of internal controls and management of financial risks, as well as accounting compliance.

- The University's compliance with legislative, statutory, and regulatory requirements.
- Reviewing the adequacy and effectiveness of the University's performance management system and reporting on predetermined objectives to ensure accuracy and completeness.
- Risk assessment, risk management and oversight through the Risk Management Committee.
- Implementation of a combined assurance model to ensure a coordinated approach to all assurance activities.
- Reviewing the expertise and resources of the finance function and the appropriateness of the Chief Financial Officer's expertise.
- Oversight of both the internal and external audit functions.
- Reviewing and ensuring that procedures are in place for the receipt, retention, and
  - treatment of complaints received by the University regarding accounting, and internal accounting controls, or audit matters.
- Overseeing the selection and appointment of external auditors, who report to the committee and may not perform any non-audit services for the University without the committee's prior written approval.

In the year under review, the Audit and Risk Committee held eight meetings, four of which were special meetings.



## Meeting attendance for the year under review

Table 7: ARC meeting Attendance

NAME	17/03/2023	03/05/2023 (Special)	22/05/2023	01/06/2023 (Special)	18/08/2023	20/10/2023	02/11/2023 (Special)	23/11/2023 (Special)	Number of meetings attended
Dr O van Heerden	√	√	x	√	√	√	√	X	6/8
Ms NV Makhari	√	√	√	√	√	√	√	√	8/8
Prof IOG Moche	√	√	√	x	√	√	√	√	7/8
Mr T Telite	x	√	√	√	√	√	√	√	7/8
Prof NB Nthambeleni	√	√	√	√	√	√	√	√	8/8
Prof JE Crafford (Outgoing DVC: Teaching and Learning)	√	x	√	√	x	x	√	√	5/8
Prof E Lekalakala-Mokgele	-	-	-	-	√	√	x	√	3/4
Dr RL Martin	√	x	x	√	x	√	x	√	4/8
Prof NN Feza	√	√	x	√	√	√	√	X	6/8
Mr LB Kraziya	√	√	√	√	√	√	x	X	6/8
Adv EN Lambani (Outgoing University Registrar – Secretary to Council)	√	√	x	√	√	√	x	X	5/8
Dr JJ Baloyi (University Registrar – Secretary to Council)	-	-	-	-	-	-	√	√	2/2
Ms Z Nkosi (External Expert)	√	√	√	√	√	√	√	√	8/8
Mr KP Ravhudzulo (External Expert)	√	√	√	x	x	√	x	√	5/8
Mr R Tshimomola (External Expert)	√	√	√	√	√	√	√	√	8/8

Legend: Tick = attended | Cross = did not attend | Dash = not yet a member or no longer a member

### Key outputs for the year under review

- Audit and Risk Committee 2023 Workplan
- Three-Year Rolling Internal Audit Plan
- Internal Audit Annual Operational Plan 2023
- UNIVEN Combined Assurance Implementation Plan
- UNIVEN Governance, Ethics and Compliance Plan
- Risk Management Committee 2023 Workplan
- UNIVEN Waste Management Policy
- UNIVEN Spatial Development Presentation and Framework
- Enterprise Risk Management Framework
- Risk Management Committee Charter
- UNIVEN Infrastructure Management Policy
- Usage of ad hoc Hours
- Governance and Compliance Policy



- Compliance Management Strategy
- Fraud Prevention Policy
- Whistleblowing Policy
- Risk Management Policy
- External Audit Overruns for 2022 Financial Year
- Governance Ethics and Compliance 2024 Workplan
- Protection of Personal Information Act (POPIA, Act 4 of 2013)
- Security Policy
- Policy on Weapon Free Campuses
- Access Control Procedure
- Protection Services Guidelines for Investigation
- Key Control Procedure
- Procedure for Seizure and Disposal of Narcotics and Unauthorised Liquor on the University Premises
- Protest Action Management Procedure and Safety Protocols During Protests
- Terms of Reference for the Facilities Planning and Infrastructure Committee
- UNIVEN Internal Audit Three-Year Rolling Plan (2024–2026)
- Internal Audit Plan 2024
- Annual Performance Plan (APP) 2024
- Mid-Year Report 2023
- Promotion of Access to Information Act (PAIA) Manual

**The Audit and Risk Committee also dealt with the following matters:**

- 2022 Draft Unaudited Consolidated Annual Financial Statement
- Audit Planning Memorandum for the year ended 31 December 2022
- CFO's Report for the period ended 31 December 2022 and Quarters 1–3 of 2023
- UIGC's Management Account for Quarters 1–3 of 2023
- Internal Audit annual activity close-out report and overall conclusion

- Internal Audit Quarterly Activity Report for Quarters 1–3 of 2023
- Combined Assurance Status Report for Quarters 1–3 of 2023
- Internal Audit Report on Research and Postgraduate Studies
- Internal Audit Report on Infrastructure and Project Management
- Internal Audit Report on Information Communication and Technology Environment
- Internal Report Audit on Internal Financial and Reporting Controls
- Internal Report Audit on Follow-up on Internal Audit Findings
- Internal Report Audit on Supply Chain Management and Contract Management
- Internal Report Audit on Institutional Reporting – Review of Mid-year Report
- Internal Audit Report on the Review of the UNIVEN Draft 2022 Consolidated Annual Financial Statements
- Internal Audit Report on Litigation Management
- Internal Audit Report on Audit of Pre-determined Objectives for Quarter 1 of 2023
- Internal Audit Report on Community Engagement
- Internal Audit Report on International Relations and Partnerships
- Internal Audit Report on Academic Administration
- Internal Audit Report on Student Affairs and Campus Health
- Internal Audit Report on Financial Aid
- Internal Audit Report on follow-up on previous findings
- Report from Risk Management Committee for Quarters 1–3 of 2023
- UNIVEN Strategic Risk Register for Quarters 1–3 of 2023
- Report on Significant Cases of Employee Conflict of Interest, Misconduct, or Fraud for the period ending 31 December 2022 and Quarters 1–3 of 2023
- Report on Litigation and Student Cases for Quarters 1–4 of 2023
- Report from Institutional Planning and Quality Assurance (IPQA)
- ICT Performance Reports for the period ended 31 December



2022 and 1–3 of 2023

- UNIVEN Audit Management Action Plan for the period ended 31 December 2022 and Quarters 1–3 of 2023
- UIGC Audit Action Plan for Quarters 1–3 of 2023
- Report on Significant Losses for the period ended 31 December 2022 and Quarters 1–3 of 2023
- Infrastructure Projects Progress Reports for Quarters 1–4 of 2023
- UNIVEN Insurance Covers for 2023
- Update on HAWKS Investigations in respect of infrastructure impairments
- Governance, Ethics, and Compliance Quarterly Activity Report for Quarters 1–3 of 2023
- Legislative and Compliance Register
- Reports on the Initiatives taken to Safeguard the University Assets, including Intellectual Property (Reports from Facilities Management and Research and Innovation Directorates)
- Report on the Operational Effectiveness of the Policies and Procedures, their Implementation and Monitoring thereof.

- Report on the Evaluation of External Auditors for the period ended 31 December 2022
- Feedback from Deloitte and Touche Report on whistleblowing allegations
- Council on Higher Education Letter on UNIVEN Final Institutional Audit Report
- CHE Report on UNIVEN Institutional Audit Report
- CHE Institutional Audit Improvement Plan
- Summary of Critical Areas to Address as part of the Improvement Plan
- 2024 UNIVEN Budget
- UNIVEN 2023 Interim Audit Planning Memorandum
- Report on the findings and recommendations from Obert Ntuli Attorneys Inc. on corruption allegations
- Internal Audit feedback in respect of the investigation report into the allegations of corruption, supplemented by the position of Legal Services on certain findings and recommendations contained in the investigation report.

## Finance Committee (FinCom)



**Chairperson:** Dr SE Smith

**Mandate:** The Finance Committee is directly accountable to the Council and is responsible for approving the University of Venda's

financial policies and managing financial risk. This committee advises the Council on matters such as the approval of UNIVEN's budget, annual financial statements, and borrowings by the University. Additionally, the committee also monitors the implementation and effectiveness of financial management policies and procedures. It exercises oversight of the University's:

- Borrowings and investments
- Financial management, including the preparation, implementation, and monitoring of the budget
- Insurance coverage and related obligations
- Reporting on financial information and the application of accounting policies.

In the year under review, the Finance Committee held five meetings, one of which was a special meeting.



## Meeting attendance for the year under review

Table 8: Finance committee Meeting

NAME	10/03/2023	02/05/2023 (Special)	26/05/2023	08/08/2023	19/10/2023	Number of meetings attended
Dr SE Smith	√	√	√	x	√	4/5
Prof NB Nthambeleni	√	√	√	√	√	5/5
Prof IOG Moche	√	√	√	√	√	5/5
Prof S Mosoetsa	√	√	x	√	√	4/5
Prof JE Crafford	√	√	√	√	√	5/5
Dr RL Martin	√	√	x	√	√	4/5
Mr LB Kraziya	√	√	√	√	√	5/5
Prof NN Feza	√	√	√	√	√	5/5
Prof E Lekalakala-Mokgele	-	-	-	√	√	2/5
Adv EN Lambani (Outgoing University Registrar – Secretary)	√	√	√	√	x	4/5

Legend: Tick = attended | Cross = did not attend | Dash = not yet a member or no longer a member

### Key outputs for the year under review

- Finance Committee 2023 Workplan
- University of Venda Group 2022 Draft Annual Financial Statements (unaudited)
- Investment Policy
- Accounts Receivable Policy
- Cash Management Policy
- Financial Aid Policy
- Student Debtor's Management Policy
- Student Billing Policy
- Accounts Receivable Refund Policy
- Supply Chain Management Policy

- Request for additional funding to increase security measures
- 2024 Operation and Capital Budget

### The Finance Committee also dealt with the following matters:

- Chief Financial Officer (CFO) Reports
- 2023 Payment Schedule
- External Audit Management Letter
- Audit Management Action Plan
- UIGC Financial Reports
- Land Reports
- Infrastructure Project Progress Report
- Report on Litigation Cases





## Human Resources Committee



**Chairperson:** Mr. BP Thompson

**Mandate:** The role of the Human Resources Committee is to advise and assist the Council in fulfilling its oversight responsibilities

### Meeting attendance for the year under review

Table 9: HR Committee Attendance

NAME	09/03/2023	18/04/2023 (Special)	15/05/2023	22/06/2023 (Special)	11/08/2023	21/08/2023 (Special)	24/10/2023	Number of meetings attended
Mr BP Thompson	√	√	√	√	√	√	x	6/7
Prof NB Nthambeleni	√	√	√	√	x	√	x	5/7
Dr JM Mokoete	√	√	√	√	√	√	√	7/7
Mr MN Mangena	√	√	X	√	√	√	√	6/7
Mr SB Mampeule	√	√	√	√	√	√	√	7/7
Prof S Mosoetsa	√	√	X	X	√	√	√	5/7
Dr NR Mbhele	√	√	√	√	√	√	√	7/7
Mr KE Mabelebele	√	√	√	√	√	√	√	7/7
Prof JE Crafford	√	√	x	√	x	√	√	5/7
Dr RL Martin	√	x	√	√	√	√	√	6/7
Mr LB Kraziya	√	x	√	√	√	x	√	5/7
Prof NN Feza	√	x	√	√	√	√	√	6/7

regarding all human resource matters. The committee ensures that the University has human resource policies in place that comply with statutory requirements.

The committee's mandate includes providing strategic oversight on matters related to the development of the University's human resources, with the main objective of creating a competitive workforce and ensuring business continuity. This is achieved through initiatives such as the implementation of a staff performance management system, which serves as the foundation for talent management and succession planning. Additionally, the committee is responsible for approving and overseeing the implementation of sound institutional remuneration practices.

In the year under review, the Human Resources Committee held seven meetings, three of which were special.



NAME	09/03/2023	18/04/2023 (Special)	15/05/2023	22/06/2023 (Special)	11/08/2023	21/08/2023 (Special)	24/10/2023	Number of meetings attended
Prof E Lekalakala-Mokgele	-	-	-	-	√	√	√	3/3
Adv EN Lambani (Outgoing University Registrar – Secretary)	√	√	√	√	√	x	√	6/7
Mr A Maphiswana	√	x	x	X	√	√	√	4/7
Mr JAM Mogashoa	√	√	√	√	√	√	√	7/7
Mr ND Tshithavhane	√	√	√	√	x	√	√	6/7
Dr LMP Mulaudzi	√	√	√	X	√	√	√	6/7

Legend: Tick = attended | Cross = did not attend | Dash = not yet

### Key outputs for the year under review

- Policy on Employee Health and Wellness
- Policy on Substance Abuse
- Process flow for the renewal of the contract for the Vice-chancellor and Principal
- Proposed UNIVEN 2023 Salary Scales
- Policy on Retirement due to Ill Health
- Policy on Remission of Tuition Board and Lodging Fees
- Report on the Recruitment of the position of DVC: Teaching and Learning
- Report on the Evaluation Process for the Renewal of Contract of the Vice-Chancellor and Principal
- Establishment of the Transformation Office
- Development of the Succession Plan
- Report on the selection process for the position of the University Registrar
- Policy on Recognition of Long Service and Improved Qualifications
- Policy on Overtime and Standby Allowance

- Policy on Employment Equity
- Policy on Employee Relations
- Policy on Employee Wellness
- 2024 Institutional Staff Plan

### The Human Resources Committee also dealt with the following matters:

- Reports on the Human Resources Department Progress
- Reports on Risk Registers
- Transformation and Employment Equity
- Human Resources Committee's Workplan
- Talent Management and Succession Planning
- Institutional Performance Management Report for 2022 Performance Cycle
- Organisational Culture Survey
- Human Resources Colloquium Report
- Long Service Awards
- Progress Report on Succession Planning



## Student Affairs Committee



**Mr ME Selomo**  
Chairperson of the Student Affairs  
Committee

**Chairperson:** Mr ME Selomo

### Meeting attendance for the year under review

Table 10: Student Affairs Meeting Attendance

NAME	03/03/2023	11/05/2023	04/08/2023	12/10/2023	Number of meetings attended
Mr ME Selomo	√	√	√	√	4/4
Prof NB Nthambeleni	√	x	√	√	3/4
Prof JE Crafford	x	√	√	√	3/4
Prof E Lekalakala-Mokgele	-	-	√	√	2/4
Mr LB Kraziya	√	√	x	√	3/4
Prof NN Feza	x	x	x	√	1/4
Dr NR Mbhele	√	√	√	√	4/4
Thovhele MPK Tshivhase	√	√	√	x	3/4
Ms AS Rambuda	x	√	√	√	3/4
Mr T Telite	√	√	√	√	4/4
Prof TS Mashau	√	√	x	√	3/4
Mr B Mafumo	-	-	√	x	1/2
Mr V Rakheila	-	-	x	x	0/2
Prof MT Mulaudzi	x	x	√	x	1/4
Prof B Bantwini	x	x	x	√	1/4
Prof M Kanyane	√	x	√	√	3/4
Prof N Potgieter	x	x	√	x	1/4



NAME	03/03/2023	11/05/2023	04/08/2023	12/10/2023	Number of meetings attended
Mr R Mulaudzi	√	√	√	√	4/4
Mrs MT Mulaudzi	√	√	√	x	3/4
Adv EN Lambani (Outgoing University Registrar)	√	x	x	√	2/4

Legend: Tick = attended | Cross = did not attend | Dash = not yet a member or no longer a member

### Key outputs for the year under review

- Student Affairs Committee 2023 Workplan
- 2022/23 SRC Cabinet, Faculties and Sub-structures Programme of Action
- Amended SRC Constitution

## Senate

The Senate advises the Council on all academic matters, enabling it to oversee and manage the University's activities. The Senate is constituted in accordance with Section 35(1) of the Statute and is chaired by the Vice-Chancellor and Principal.

### Meetings for the year under review

In the year under review, the Senate held nine meetings, five of which were special.

Table 11: Senate Meeting Attendance

Meeting date	Type of meeting
15 March 2023	Ordinary
19 April 2023	Special
24 May 2023	Ordinary
26 May 2023	Special
20 June 2023	Special
16 August 2023	Ordinary
23 August 2023	Special
05 September 2023	Special
18 October 2023	Ordinary

### Statement on Conflict Management and Code of Ethics

The University has a Grievance Procedure Manual that facilitates conflict resolution among staff members. The Council-approved Code of Conduct and Code of Ethics also promote good working relationships among staff. The University engages with staff through their respective representative structures, including academic staff representatives, administrative staff representatives, and service staff representatives. Similarly, students are represented by the Student Representative Council (SRC) cabinet, which interacts regularly with Management. The SRC cabinet also participates in the Council, the Student Affairs Committee, and other academic and administrative structures.

### Statement on Worker and Student Participation (Cooperative Governance)

Students are represented in the Senate through the chairpersons of the different School Councils. They also participate in the Institutional Forum and hold regular and special meetings with the Executive Management.

Workers participate in both statutory and non-statutory committees, including the Institutional Forum, Senate, Council, and some Council committees, through their representatives. The participation of students and workers in the University's activities during 2023 was satisfactory.

In conclusion, I am confident that the Council and its committees fulfilled their mandated responsibilities satisfactorily. These committees were composed of individuals with the skills and knowledge required to make informed decisions on the matters before them. All committees were chaired by individuals with the



requisite competencies and experience to lead their respective portfolios effectively.

I extend my sincere gratitude to the Executive Committee of the Council, Committee Chairs, the Council Members, Executive Management, Senior Management, and staff for their contributions to a productive 2023.

A handwritten signature in black ink, appearing to read 'MJ Lekgetha', written over a horizontal line.

**Mr MJ Lekgetha**

**Chairperson of the Council**



# Council Statement on Sustainability

During the year under review, the University of Venda demonstrated a strong commitment to cooperative governance between the Council and other governance structures recognised in the Higher Education Act (101 of 1997). This was evident during the appointment process for members of executive management (e.g., the Deputy Vice-Chancellor: Teaching and Learning and the University Registrar), where relevant structures, such as the Institutional Forum and Senate, were consulted before decisions were made.

One of the most important oversight roles of the Council in any university is ensuring the institution's financial sustainability. From a financial perspective, management prioritised the financial well-being of the University in all aspects of its operations. Through prudent financial planning, the University ensured that critical infrastructure, academic projects, and the maintenance of existing assets were not compromised.

Through the realignment of portfolios, management continued to emphasise the need to focus on the generation of third-stream income. This source of income is increasingly critical for ensuring the long-term sustainability of the University.

The Council affirms that it has adequately exercised its oversight and governance roles in managing the University of Venda in 2023. This is a result of the Council implementing mechanisms that ensured the effective execution of its tasks and key objectives for 2023 as outlined in the Annual Performance Plan.

A comprehensive report on the University of Venda's performance against each of these objectives is provided in the Vice-Chancellor's Performance Report and the subsequent sections of this report. The Council appreciates the hard work and commitment of all stakeholders to the effective implementation of the University's Strategic Plan. It is through this focused dedication that the University remains on track to achieving its objectives.

The committees of the Council were constituted in line with the requirements of relevant national legislation and fulfilled their delegated functions. This statement provides an account of the Council's responsibility in discharging its governance duties for the period 2023.

Quality infrastructure supportive of an optimal learning environment remains a major challenge due to the ever-increasing number of students, which is a challenge not unique to UNIVEN but prevalent across higher education institutions. However, I am encouraged by the positive interest from the private sector and government in addressing the University's infrastructure needs.

To enhance the quality of infrastructure projects, the Council saw it fit to establish a Facilities Planning and Infrastructure Committee to provide oversight over infrastructure projects. The committee's terms of reference were duly approved by the Council at its meeting on 29 November 2023.

The University's management has exercised sufficient control over funds received from subsidies – which remain our largest source of income – as well as from student fees and third-stream income. The Consolidated Financial Statement of Activities, prepared in accordance with generally accepted accounting principles, provides clear recognition of revenue earned and expenses incurred, and it is included in this report. Overall, I am convinced that the funds have been fully utilised in the best interest of the University.

**Mr J M Lekgetha**

**Chairperson of Council**



# Report of the Vice-Chancellor and Principal

On behalf of the lawfully constituted Council, it is my great pleasure to present the University of Venda's annual report for the 2023 academic year. This report highlights key accomplishments associated with the third year of implementing the University's five-year strategic plan. It provides a comprehensive overview of the University's financial and non-financial performance, measured against the objectives and performance targets outlined in the Council-approved 2023 Annual Performance Plan (APP). It also highlights significant milestones related to innovative administrative structures, encompassing personnel and systems grounded in good corporate governance and operational efficiency.

## **Breaking barriers to good governance and administration**

The University of Venda's transformative agenda is driven by a need to advance student-centeredness and engaged scholarship. Through the implementation of its Strategic Plan 2021–2025, the University aspires to make a significant contribution to the goals of local and international higher education systems. These systems are characterised by three key features typically associated with prestigious universities worldwide: mobilisation of skilled instructional staff and students, sufficient funding, and a well-defined strategic vision supported by capable leadership.

The University of Venda continues to demonstrate a healthy state of governance, administration, teaching, learning, and research practices, which have contributed to consecutive clean audit outcomes, as highlighted in the 2022 external audit report. This achievement transcends academic expectations, as it embodies the essence of shattering barriers of financial mismanagement and paving the way for the institutionalisation of good governance and administration.

This aligns with the Xitsonga adage, "*unga sunguli xilo unga xi hetisi*" which emphasises the principle of relentless commitment and perseverance. Accordingly, the University of Venda continues its

commitment to a transformative agenda, as outlined in its strategic plan, which identifies good governance as key to the successful delivery of its mandate. The University takes pride in being an institution that fosters a culture of effective institutional governance and robust management systems.

The University of Venda's vision of becoming "A leading university in engaged scholarship," by producing locally relevant and globally competitive graduates, is a fundamental component of the University's strategy. This strategy is built on and supported by the University's steadfast commitment to excellence, transformation, a culture of service, good governance, and sustainability as its guiding principles.

## **Strengthening good governance, ethics and compliance**

Accountability, trust, and transparency are the core principles that embody the University of Venda's culture of good governance. These principles are crucial for fostering long-term investment, financial stability, institutional integrity, and supporting effective growth and more inclusive societies.

During the period under review, all governance-related matters were addressed through the ordinary and special meetings of the various governance structures. The Combined Assurance Forum also ensured that all assurance activities were carried out by the external and internal assurance providers as planned.

Most notably, the University received an Institute of Risk Management South Africa (IRMSA) industry award in the Education category during the period under review, in recognition of its commitment to effective governance and compliance. The Internal Audit and Risk Management initiatives played a significant role in securing this prestigious national award, which was announced at the IRMSA Annual Awards ceremony held at the Gallagher Convention Centre on 12 October 2023.



## Key Appointments

To further strengthen a culture of good governance, ethics, and compliance, key personnel appointments were made, including the appointment of the Head of Governance, Ethics, and Compliance. The purpose of this role is to mitigate the University's risk of non-compliance with legal, regulatory, and applicable industry standards, as well as the potential implications thereof.

Effective from 1 November 2023, the new University Registrar was appointed to serve as the Chief Administrative and Compliance Officer of the University. This role reports directly to the Vice-Chancellor and Principal. The mandate of the Office of the Registrar includes overseeing the Institutional Governance, University Secretariat Services, Student Affairs, Academic Administration, Campus Health, and Records and Archives Management.

Prof Eucebious (Sebi) Lekalakala-Mokgele has been appointed by the University to the position of Deputy Vice-Chancellor (DVC) responsible for Teaching and Learning with effect from 1 August 2023. As the Head of the Teaching and Learning Division, the DVC provides

executive oversight and strategic leadership to the core business, carried out by the faculties and academic support directorates. This portfolio is largely mandated to ensure the implementation and achievement of the teaching and learning objectives of the University, as outlined in the strategic plan.

## Significant events and major projects

The following are some of the significant events that took place in the 2023 academic year:

### Institutionalisation of a strategic planning culture

Considerable progress was made in the implementation of the University's Strategic Plan 2021–2025 during the reporting period. This five-year strategic blueprint aims to rejuvenate and position the University for greater impact and relevance in higher education. Supported by a strategy-aligned operating model and reconfigured organisational structure at both executive and academic leadership levels, the University is better positioned to achieve its envisaged mandate.





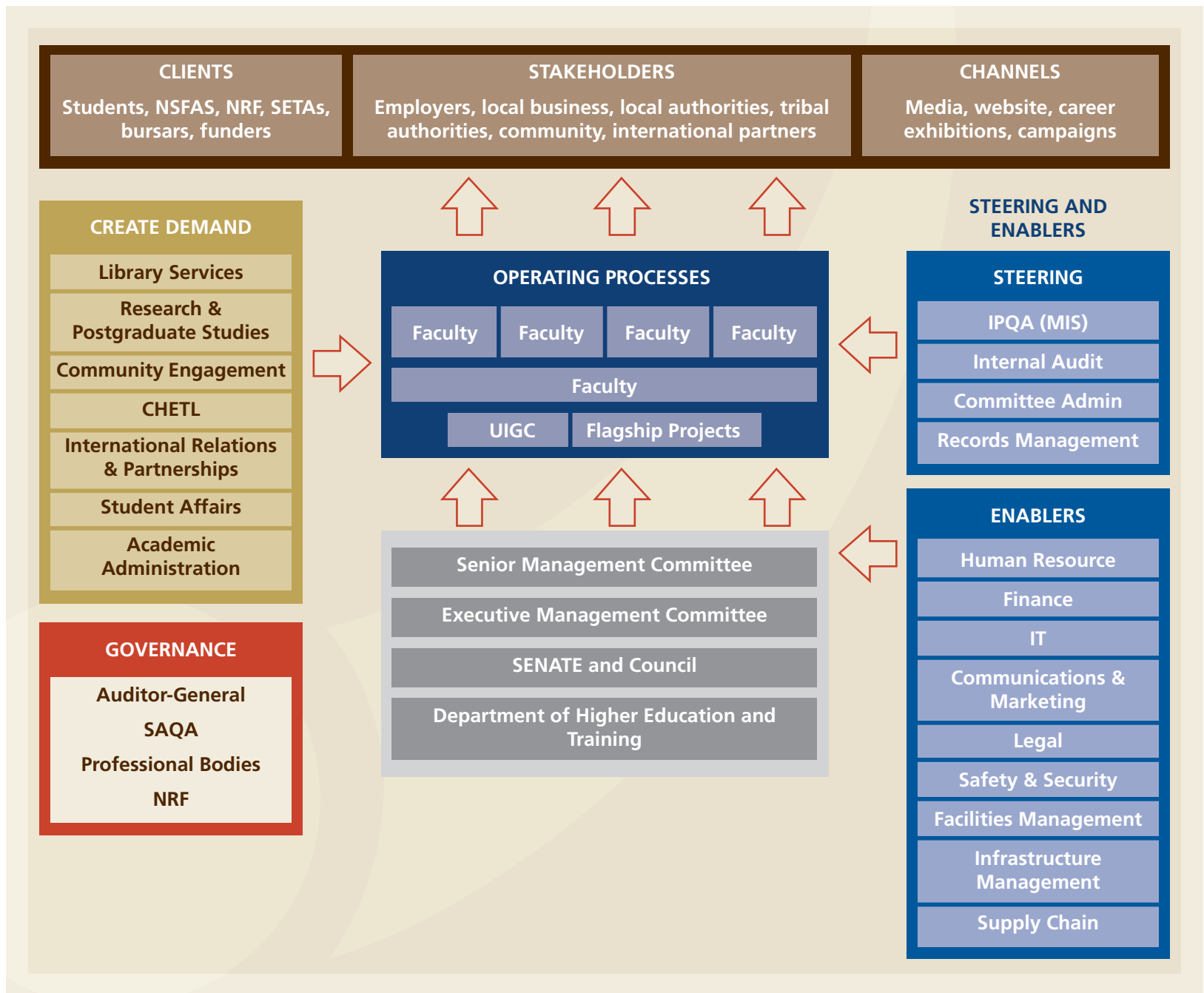


Figure 1: The University of Venda's strategy-aligned operating model



The University's five-year strategic plan is implemented through a series of annual performance plans, which outline the annual performance targets over a period covered by the strategic plan. The University has institutionalised strategic planning engagements that are analytical and aimed at assessing or redefining its strategic direction. These engagements also facilitate decision-making about resource allocation to achieve the University's strategic goals. Additionally, the University planned and executed four strategic planning sessions that served as strategic control mechanisms to guide the effective implementation of the strategic plan.

### **External Mid-Term Strategy Review**

In the period under review, the University conducted a Mid-Term Strategy Review to assess progress in implementing its 2021–2025 Strategic Plan. The review process included an internal evaluation by the University's senior management and an external evaluation by a panel of experts, comprising individuals with diverse competencies and expertise relevant to higher education strategies. This interdisciplinary team brought multiple institutional and professional lenses to the task.

The external panel of experts was mandated to:

- Conduct a SWOT analysis of the Strategic Plan and other plans such as the Integrated Entrepreneurship, Innovation and Biodiversity Plan (UIEIBP).
- Provide the current strategic plan implementation landscape mapping to establish the extent to which strategic objectives are met or likely to be met by the end of the strategy term.
- Undertake a comprehensive approach to unpacking the rationale for the failures and successes of the University of Venda's Strategic Plan.
- Develop pointers for the new strategic plan, niche areas, and the University's long-term plan.
- Analyse the strategic plan's fitness for purpose, focusing on the strategic thrusts and objectives, and their desired impact.

The review report outlining the findings of the assessment of the mid-term review of the University of Venda's Strategic Plan 2021–2025 was submitted to management and the implementation plan is underway.

### **Oversight visits by the Portfolio Committee on Higher Education, Science, and Innovation**

The Portfolio Committee on Higher Education, Science, and Innovation conducted an oversight visit to the University on 1 February 2023. The main purpose of the visit was to assess the University's readiness for the 2023 academic year. Members of the committee were welcomed by the Chairperson and Deputy Chairperson of the Council. The management was requested to submit responses on several unrelated issues that were requested by the committee during the visit. The report was compiled and sent to the committee through the office of the Vice-Chancellor and Principal.

### **Engagement with the Council on Higher Education**

The Council on Higher Education (CHE) serves as the Quality Council for higher education, as mandated by the National Qualifications Act of 2008, as amended. In this role, the CHE is responsible for the quality assurance of qualifications within the Higher Education Qualifications Sub-Framework (HEQSF), a responsibility it fulfils through its permanent sub-committee, the Higher Education Quality Committee (HEQC).

Additionally, the CHE derives its mandate from Section 5 of the Higher Education Act (Act 101 of 1997), as amended, to promote, accredit, and audit quality assurance mechanisms across the higher education system. It also advises the Minister of Higher Education, Science and Innovation on all higher education matters.

### **Institutional Audit Report for the University of Venda**

The Institutional Audit Committee (IAC), a sub-committee of the HEQC, submitted a University of Venda draft audit report to the institution on 15 February 2023. This report presented the preliminary findings of the institutional audit panel. In reviewing the draft audit report, the IAC paid specific attention to the following aspects, among others:

- The quality of the audit panel's narrative and the evidence used to support the findings for each standard.
- The tone, clarity, and appropriateness of the recommendations within the institution's context and scope of the institutional audit as outlined in the Framework for Institutional Audits 2021.



- The coherence between the narrative, commendations, recommendations, and ratings for each of the 16 standards.

The University's management was requested to review the draft audit report and provide a written response regarding its factual correctness within six weeks of receiving the report. The University has since submitted an official response to the CHE as recommended. The process is underway to establish the University's Institutional Quality Assurance Committee (IQAC), which will serve as a sub-committee of the Senate, chaired by the DVC for Teaching and Learning. The committee's terms of reference have been developed and approved by the Executive Management Committee.

### **The University's Autumn and Spring graduation ceremonies**

The triple challenges of poverty, inequality, and unemployment, which have devastated our communities for decades, remain central to discussions in many forums. The significant role that institutions of higher learning can play in addressing these issues has been highlighted in many policy circles. Education continues to be key to people's prospects of improving their participation in the labour market and pursuing their socio-economic goals.

As part of the University's contribution to human capital development, a total of 3,415 graduates received certificates, diplomas, and degrees during its 2023 Autumn and Spring graduation ceremonies, with female graduates constituting more than 60% of the cohort. This high level of achievement by female students was not only observed at the University of Venda but also reflected across universities nationwide.

The University also conferred an Honorary Doctorate in Administration on the former President of the Republic of South Africa and former Chancellor of the University of Venda, His Excellency, the Honourable Kgalema Petrus Motlanthe, at its Spring Graduation Ceremony. Dr Motlanthe was honoured for his distinguished, significant, and outstanding leadership contributions to society, both in South Africa and internationally.

South Africa continues to grapple with the crisis of high and rising youth unemployment, with young people aged 15 to 24 years being the most affected. Currently, the youth unemployment rate in the

country stands at 55.2%, including 31% among graduates. Through the implementation of the internship programme, the University and its partners acknowledge that addressing graduate unemployment requires collaboration across various sectors and actors to turn the tide. During the year under review, the University provided internship opportunities to a total of 131 unemployed graduates as part of its contribution to addressing graduate unemployment.

### **Linkages, partnerships, and internationalisation**

#### **Visit to the University of Botswana**

The University of Venda continues to take an active approach to achieving a much-needed local and international impact, as outlined in its 2021–2025 Strategic Plan. It recognises that its position in the SADC region is of strategic importance. Its proximity to Botswana, Mozambique, and Zimbabwe presents opportunities for student recruitment, research collaboration, consulting, and policy advisory services.

As part of the University's effort to tap into these opportunities, the Vice-Chancellor and Principal visited the University of Botswana from 8 to 12 May 2023, where he delivered a memorable lecture titled "Knowledge in Service of Society: The Role of Universities in Modern Society". The event successfully promoted the University's brand image, receiving coverage in both print and broadcast media in Botswana. Given its historical success in attracting most international students from the SADC region, the University of Venda remains committed to strengthening its regional presence and recruitment efforts.

#### **Signing of a Memorandum of Understanding with the Rambuda Traditional Authority**

The University of Venda signed a Memorandum of Understanding with the Rambuda Traditional Authority on 27 September 2023. The delegation, comprising the Senior Management Committee, researchers, students, and support staff, was led by the Vice-Chancellor and Principal of the University of Venda, Prof Bernard Nthambeleni. They visited the Rambuda Royal Council to formalise the relationship with the Rambuda Traditional Authority through the signing of the MoU. This occasion cemented a historical relationship that spans nearly a decade.



The MoU will assist both parties in holding joint meetings and workshops on subjects of mutual interest; cooperating on community engagement activities, including work-integrated learning; cooperating in engaged scholarship; sharing and utilising knowledge, skills, expertise, and experience to design and execute development initiatives; and improving service delivery. Furthermore, the MoU will create an enabling environment for the University to partner with the local community on interdisciplinary research to enhance people's livelihoods and jointly mobilise resources required to implement community-based programmes.

### **Establishment of the Green Technology Confucius Institute: The unveiling of the plaque**

The Chinese governmental authority approved the Green Technology Confucius Institute (GTCI), leading to the signing of an official agreement between the University of Venda and Hubei University of Technology (HBUT) in August 2023. This followed the signing of a Memorandum of Cooperation (MoC) between the two institutions in December 2022. The GTCI was among the 26 approved projects announced during the recent BRICS Summit, hosted by South Africa, and during Chinese President Xi Jinping's state visit in August 2023, making it the seventh approved Confucius Institute in South Africa. The initiative has entered the spotlight, carrying significant diplomatic importance. The management of the University of Venda has already received the authorisation certificate for the establishment of the GTCI from the Chinese International Education Foundation.

The ceremony was attended by representatives from the national, provincial, district, and local government, the Chinese state and government, including embassies, public and private institutions, industry, alumni, friends of the University of Venda, and others. A notable figure present at the inauguration ceremony was Ms Xiao Juhua, a Standing Member of the CPC Hubei Provincial Committee and Secretary of its Political and Legal Affairs Commission. She is the highest-ranking governmental official in Hubei Province, equivalent to a Vice-Governor.

The awarding of a plaque to establish the GTCI by the Chinese International Education Foundation aims to promote mutual understanding between South Africa and China through educational, cultural, and people-to-people exchanges. The programme's research agenda is focused on advancing green technology projects in South Africa, Africa, China, and globally. The Confucius Institute and its host universities provide platforms for communities across the country to engage in language and cultural exchange.

### **Signing of the service level agreement with Zhejiang University International Business School (ZIBS)**

The University of Venda and Zhejiang University International Business School (ZIBS) have signed a Service Level Agreement (SLA) to foster collaboration and engagement on academic projects. The signing ceremony took place on 14 August 2023, in the presence of University of Venda representatives led by the Vice-Chancellor and Principal, Prof Bernard Nthambeleni. Both parties have engaged in in-depth discussions regarding the programmes, student enrolment, MBA programme cooperation, joint research, and faculty-student visits between ZIBS and the University of Venda. They have also reached agreements on key areas of cooperation.

Signing of a Memorandum of Understanding with Henan Polytechnic University

The University of Venda and Henan Polytechnic University have signed a MoU, which will benefit the staff, students, and the surrounding communities of both universities. The signing ceremony of this MoU took place on 7 August 2023. This visit by Henan Polytechnic University marks another milestone in strengthening ties between South Africa and China.

**Prof NB Nthambeleni**

**Vice-Chancellor and Principal**



# Performance Assessment Report

This performance assessment report responds to the University of Venda's commitment to provide an annual analysis and account of progress made towards the implementation of the 2023 Annual Performance Plan (APP), and the achievement of its targets. It highlights the extent to which the University's predetermined objectives, as well as commitments made by the Council, have been achieved during the period under review. The report is directly linked to key performance indicators and targets outlined in the APP 2023.

The University is statutorily required, under the Regulations for Reporting by Public Higher Education Institutions (published in terms

of Higher Education Act 101 of 1997), to prepare and submit a Council-approved APP that aligns with its strategic plan and budget. These regulations further oblige the University to prepare and submit the Annual Report, which details the University's actual achievements against targets for the preceding financial year.

The University's 2023 Performance Assessment Report is considered within the framework of the APP 2023, which includes 43 key performance measures/indicators spread across 15 strategic objectives, in alignment with four strategic thrusts.

## Annual Performance Plan 2023 Framework

Table 12: Annual Performance Pla

ST1: Student-centeredness and engaged scholarship	ST2: Entrepreneurial University	ST3: Governance for outstanding scholarship	ST4: Linkages, partnership, and internationalisation
<b>SO1:</b> To enhance student well-being and success.	<b>SO6:</b> To develop an entrepreneurial culture.	<b>SO10:</b> To promote effective institutional governance and management systems.	<b>SO15:</b> To strengthen the University's local, regional, and international profile and visibility.
<b>SO2:</b> To enhance the curriculum and improve graduateness.	<b>SO7:</b> To enhance financial sustainability.	<b>SO11:</b> To enhance the corporate identity of UNIVEN.	
<b>SO3:</b> To strengthen the engagement of students, staff, and community stakeholders.	<b>SO8:</b> To be an anchor institution for effective integrated local and regional development.	<b>SO12:</b> To improve governance of institutional information systems.	
<b>SO4:</b> To enhance teaching and learning support.	<b>SO9:</b> To develop enterprise.	<b>SO13:</b> To strengthen systems and processes for infrastructure development and maintenance.	
<b>SO5:</b> To enhance research outputs for innovation and impact.		<b>SO14:</b> To enhance security on and around campus, and in off-campus residences.	



The tables and figures below provide a summary of overall performance against the annual performance targets set in the 2023 Annual Performance Plan, including both the predetermined objectives and Ministerial approved enrolment targets.

### Actual performance against predetermined objectives

This section provides a detailed presentation and analysis of performance information against the predetermined objectives of the University during the period under review. It includes actual performance against targets set out in the Annual Performance Plan 2023.

### Progress colour code descriptors

Green	Red
Achieved	Not achieved

The following table presents a summary of strategic thrusts, objectives, key performance indicators (KPIs), targets, and overall progress status.

Table 13: Summary

Strategic Thrust (ST)		Strategic Objectives	Key Performance Indicators (KPIs)	Annual Targets	Progress status against targets		
					Not Achieved	Achieved	% Achieved
<b>ST1</b>	Student-centeredness and engaged scholarship	5	18	18	9	9	50%
<b>ST2</b>	Entrepreneurial university	4	9	9	4	5	56%
<b>ST3</b>	Governance for outstanding scholarship	5	9	9	1	8	89%
<b>ST4</b>	Linkages, partnership, and internationalisation	1	7	7	0	7	100%
<b>Overall</b>		<b>15</b>	<b>43</b>	<b>43</b>	<b>14</b>	<b>29</b>	<b>67%</b>

Table 1: Summary of strategic thrusts, objectives, KPIs, targets, and overall progress status

As indicated in Table 1 above, Strategic Thrust 1 had a total of 18 annual targets, of which 9 were achieved and 9 were not achieved during the period under review. This constitutes an overall achievement of 50% for Strategic Thrust 1.

Regarding Strategic Thrust 2, a total of 9 annual targets were set, of which 5 were achieved, translating to an overall achievement of 56%.

For Strategic Thrust 3, a total of 9 annual targets were set, of which 8 were achieved, resulting in an overall achievement of 89%.

Furthermore, Table 1 reflects a total of 7 targets set for Strategic Thrust 4, of which 7 were achieved, resulting in a record achievement of 100%.

The overall percentage achievement for the APP targets across all the strategic thrusts stands at 67% (29 out of 43 targets).

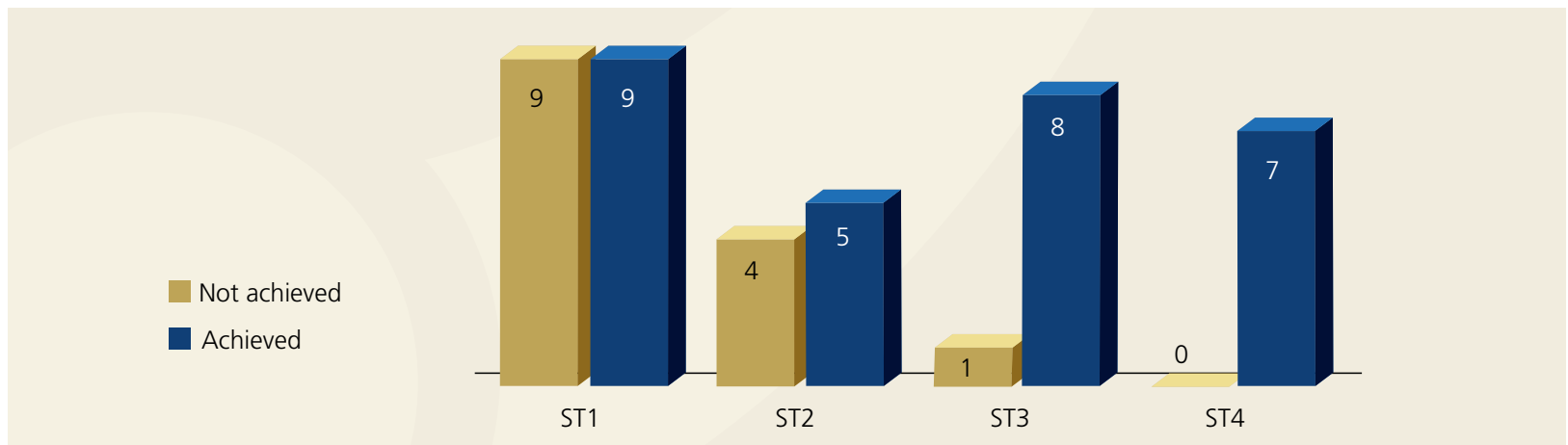


Figure 2: Progress status against several targets set for each strategic thrust

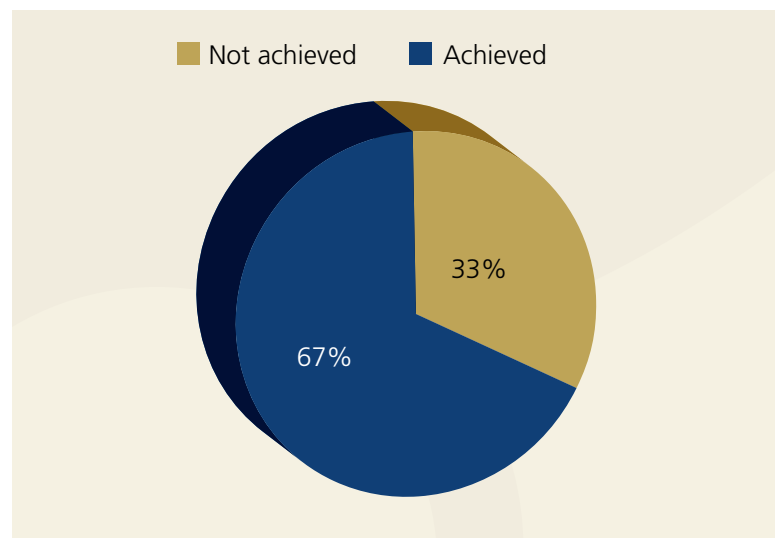


Figure 3: Overall percentage progress



# Actual performance against annual targets

This section provides a detailed presentation and analysis of performance information for the University during the period under review, including actual performance against the targets set out in the APP 2023 and reasons for any underachievement. It also outlines how the University intends to address the shortcomings in areas where targets were not achieved.

## Strategic Thrust 1: Student-centeredness and engaged scholarship

To promote excellence in teaching and learning through a variety of academic programmes, enhanced learning experiences, instructional approaches, and academic support strategies designed to address the diverse learning needs, interests, and aspirations of both individual and group of students.

Table 14: Strategic Thrust 1

Strategic Objective		Key Performance Measure/ Indicator		2023 Target	2023 Actual	Comment on progress
<b>SO1</b>	To enhance student well-being and success	<b>1.1</b>	Number of interventions and services focused on improving student well-being and experience	<b>38</b>	<b>45</b>	<ul style="list-style-type: none"> <li>• FYE and Academic Literacy training</li> <li>• Mentut Training Workshop</li> <li>• Training of writing consultants</li> <li>• Honours student's motivational and inspirational day</li> <li>• SGVBF and Mental health workshop</li> <li>• Orientation programme implemented.</li> <li>• Allocation of supervisors for mini research projects (FSEA)</li> <li>• Lecturer evaluation conducted.</li> <li>• Peer evaluation conducted</li> <li>• Participation of Univen FC in SAFA SAB League</li> <li>• Participation in the Limpopo volleyball league (males and females)</li> <li>• Participation in boxing (males and females)</li> <li>• Five students trained to operate particle size analyser.</li> <li>• Off-campus security escort services</li> <li>• DSAC Language Bursary Project</li> <li>• Participation in the 2023 National Arts Festival in Eastern Cape</li> <li>• Participation in Limpopo Badminton Open Tournaments</li> <li>• UNIVEN Athletics Club participation in Limpopo Cross-Country League</li> <li>• UNIVEN Debate Fraternity participation in Jozi Rumble</li> <li>• UNIVEN FC's participation in the Champ of Champs play-offs</li> </ul>





Strategic Objective		Key Performance Measure/ Indicator	2023 Target	2023 Actual	Comment on progress
					<ul style="list-style-type: none"> <li>• UNIVEN netball teams participate in local league games</li> <li>• Review of BA in Languages Department of African Language Practice</li> <li>• Bachelor of Indigenous Knowledge Systems (BIKS) 2023 Students Induction</li> <li>• EDTP-SETA funding for Teaching Practice students in 2023</li> <li>• Examination Awareness Campaign</li> <li>• Academic Performance Enhancement Programme</li> <li>• Postgraduate supervision MoU signed with three students in FHS</li> <li>• Postgraduate orientation</li> <li>• Student-Lecture evaluation</li> <li>• Departmental Student Liaison Committee meetings held in the FMCL</li> <li>• Volunteer MenTuts Training</li> <li>• First-year social work writing workshop</li> <li>• FHSSE Master's and PhD Induction Workshop</li> <li>• Substance Abuse Awareness Campaign</li> <li>• South African National Biodiversity Institute Career Development Workshop</li> <li>• Sexual and Reproduction Health Awareness Campaign</li> <li>• Mental Health Awareness Campaign</li> <li>• Peer Education Training intervention</li> <li>• SHE Conquers Awareness Campaign conducted</li> <li>• Internal review workshop (Rural Development Master of Arts and Doctor of Philosophy Programmes)</li> <li>• Workshop for Scientific Paper Writing Programme</li> <li>• Participation of UNIVEN students in various sporting activities (boxing, football, debates, etc.)</li> <li>• Breast Cancer Awareness Campaign</li> <li>• Diabetes Mellitus Awareness Campaign</li> <li>• AIDS Day Commemoration</li> </ul>
		<b>1.2</b> Student success rate	<b>85%</b>	<b>76%</b>	Inadequate ongoing academic support, analysis of student performance in identified study areas, and intervention strategies for struggling students partly contribute to low student success rate



Strategic Objective		Key Performance Measure/ Indicator		2023 Target	2023 Actual	Comment on progress
		1.3	Number of postgraduates to master's graduates	370	274	Target not achieved due to poor postgraduate funding, students taking longer to complete, dropping out, and socio-economic factors
		1.4	Number of master's graduates	170	112	
		1.5	Number of doctoral graduates	45	38	
		1.6	Graduation rate	22%	21.8%	The performance shows an insignificant deviation from the set target
		1.7	Throughput rate	60%	46.6%	Financial difficulties, repetitions and drop out affect the rate at which a particular cohort of students successfully complete a qualification within the stipulated timeframe
SO2	To enhance the curriculum and improve graduateness	2.1	Number of programmes reviewed, and recommendations implemented	15	4	<p>Target not achieved due to the protracted nature of the programme review process. This process inherently takes longer to conclude, considering the various approval stages that are involved.</p> <p>However, a total of four reviewed programmes have been approved by the Senate. The other 22 programmes were reviewed during the period under review and are currently at an advanced stage.</p> <p>The IPQA and Faculties will revisit the quality programme review guidelines to address the shortfalls identified, ensure the quality improvement plans are included, and resubmit to the Executive Committee of Senate (SENEX) in 2024.</p>
SO3	To strengthen the engagement of students, staff, and community stakeholders	3.1	Number of formalised collaborations with communities, industries, and other stakeholders	2	15	<ul style="list-style-type: none"> <li>• MoU with Tshakhuma Community</li> <li>• MoU with Mavambe Community</li> <li>• Grant Agreement with SASUF</li> <li>• MoU signed with the Department of Forestry, Fisheries, and the Environment on 14 April 2023</li> <li>• Signed MoU with Mavambe Community</li> <li>• Signed MoU with Muraga Village</li> <li>• Signed MoA with Umlambo Foundation</li> <li>• Partnership with the Mpumalanga Legislature</li> <li>• Partnership with the International Institute of Knowledge Management</li> </ul>



Strategic Objective		Key Performance Measure/ Indicator	2023 Target	2023 Actual	Comment on progress	
					<ul style="list-style-type: none"> <li>• MoU with Mphaphuli Development Trust</li> <li>• Contract with United Nations Industrial Development Organisations</li> <li>• MoA with Tswinga High Wave Poultry</li> <li>• MoA with Mathuba Genetics and Experimental Farm</li> <li>• UNIVEN-ARC student collaboration</li> <li>• Collaboration with Best Health Solutions (Signed MoU)</li> </ul>	
		<b>3.2</b>	Number of community engagement projects reviewed for impact	<b>2</b>	<b>0</b>	Not achieved, as the conceptualisation of the evaluation process for the earmarked CE projects is still underway
<b>SO4</b>	To enhance teaching and learning support.	<b>4.1</b>	Percentage of first-time entering undergraduate students provided with academic support to improve their success rate	<b>35%</b>	<b>49.4%</b>	Achieved
		<b>4.2</b>	Percentage of undergraduate students with disabilities provided with academic support	<b>100%</b>	<b>100%</b>	Achieved
<b>SO5</b>	To enhance research outputs for innovation and impact.	<b>5.1</b>	Number of patents filed	<b>1</b>	<b>2</b>	In the period under review, the University of Venda's Office of Technology Transfer (OTT) filed two patents in two different jurisdictions. These patents were South African provisional patent No. 2023/01982; Dicerocaryum Eriocarpum Plant Extract-Metal Nanoparticles for Water Purification. African Regional Intellectual Property Organisation (ARIPO) patent No. AP/P/2023/014770
		<b>5.2</b>	Number of NRF-rated researchers	<b>37</b>	<b>46</b>	<p>Although the target has been exceeded, the rating outcome is an annually determined measurement, as it becomes effective from the 1st of January every year.</p> <p>The challenge that UNIVEN faces is the poor retention strategy for NRF-rated researchers, which needs to be seriously addressed. The University has developed guidelines on the retention of NRF-rated researchers, which will be implemented in 2024</p>



Strategic Objective		Key Performance Measure/ Indicator	2023 Target	2023 Actual	Comment on progress
		<b>5.3</b> Percentage of academic staff with doctoral degrees who produce at least 1.25 units per annum	<b>45%</b>	<b>27%</b>	The process of capturing and preparing of DHET report for 2023 is underway and the audited report was not available at the time of reporting. A report that confirms productivity and attainment of 1.25 units per annum is published by the DHET as soon as it becomes available.
		<b>5.4</b> Percentage of research professors that are self-funded	<b>40%</b>	<b>20%</b>	UNIVEN has a total of five research professors, of which only one is self-funded
		<b>5.5</b> Number of post-doctoral fellows appointed	<b>10</b>	<b>20</b>	Most post-docs were appointed in the second quarter, which is usually expected, as the renewal of the fellowships is done annually to fit in the academic and financial years.
		<b>5.6</b> Number of research thrusts/priorities/niches defined and established.	<b>2</b>	<b>2</b>	<ul style="list-style-type: none"> <li>African Heritage and IKS.</li> <li>Transformative Education.</li> </ul>

### Strategic Thrust 2: Entrepreneurial University

This strategic thrust strives to position the University of Venda as an entrepreneurial service hub and to establish links that will increase both its local and regional economic development impact. This will be achieved by fostering an entrepreneurial culture, strengthening the University's involvement in local and regional development, and promoting enterprise development. The University further intends to reduce its reliance on state subsidies for financial sustainability by exploring viable commercial options with the potential to generate additional income.

Table 15: Strategic Thrust 2

Strategic Objective		Key Performance Measure/ Indicator	2023 Target	2023 Actual	Comment on progress
<b>SO6</b>	To develop an entrepreneurial culture	<b>6.1</b> Number of entrepreneurial initiatives to strengthen the capacities of staff	<b>10</b>	<b>12</b>	<ul style="list-style-type: none"> <li>Public lecture on entrepreneurship in an academic context (By Prof Augustine Dzathor from Grambling University, USA)</li> <li>Provision of mobile application for Tshakhuma Fruit Market</li> <li>The Department of Human Sciences hosted a colloquium on curriculum and entrepreneurship transformation</li> <li>Entrepreneurial workshop (IKS Department) was held</li> <li>FSGARI collaboration</li> <li>Webinar for building entrepreneurship</li> <li>UNIDO Biogas Student Hackathon</li> <li>Mashauri Virtual Incubation</li> <li>Innovation Hub Entrepreneurship programme</li> </ul>



Strategic Objective		Key Performance Measure/ Indicator	2023 Target	2023 Actual	Comment on progress
					<ul style="list-style-type: none"> <li>Rutgers University entrepreneurship programme</li> <li>Tshakhuma Barota UIG Farm</li> <li>DSI-BIKS CoachLab Entrepreneurship Programme</li> </ul>
		<b>6.2</b> Number of staff engaged in entrepreneurial activities	<b>10</b>	<b>126</b>	<ul style="list-style-type: none"> <li>Participation in UNIVEN-Botho social entrepreneurship sessions</li> <li>Application for funding for community development facilitation (8 staff members)</li> <li>Participation in STEP (1 staff member)</li> <li>Staff participated in the webinar for building entrepreneurship (53)</li> <li>Participation in the UNIDO Biogas Student Hackathon (32)</li> <li>Mashauri Virtual Incubation (16)</li> <li>Six lecturers participated in the innovation hub entrepreneurship programme</li> <li>Appointment of five staff members as Innovation Champions in the Institute of Rural Development (Ms U Moleya, Mr M Ramawa, Ms PG Munyai and Mr FG Netshivhulana, and Ms R Ravhutsi)</li> <li>Four staff members engaged in entrepreneurial research and innovation collaboration activities</li> </ul>
		<b>6.3</b> Number of students engaged in entrepreneurial activities	<b>500</b>	<b>435</b>	<ul style="list-style-type: none"> <li>Beekeeping workshop</li> <li>Rural entrepreneurship training with Socionext</li> <li>Community engagement induction</li> <li>Map the System Team Leaders Workshop</li> <li>UniGrown Agricultural Entrepreneurship Incubation Initiative (9 students)</li> <li>95 students engaged in webinar on Building Entrepreneurship</li> <li>28 students engaged in the Entrepreneurship Student Ambassadors Induction</li> <li>11 students engaged in BR Nemulodi entrepreneurial initiative</li> <li>30 students engaged in a Pitch Deck Session</li> <li>10 students engaged in Entrepreneurship Ambassadors meeting.</li> <li>81 students participated in the innovation hub entrepreneurship programme</li> <li>152 engaged in entrepreneurship programme by Rutgers University</li> </ul>



Strategic Objective		Key Performance Measure/ Indicator		2023 Target	2023 Actual	Comment on progress
						<ul style="list-style-type: none"> <li>Students engaged in the Student Women Economic Empowerment Programme (SWEEP)</li> <li>Students engaged in Entrepreneurship Week</li> <li>Students engaged in the DSI-BIKS CoachLab Entrepreneurship Programme</li> </ul>
<b>SO7</b>	To enhance financial sustainability	<b>7.1</b>	Third-stream income generated as a percentage of university income	<b>12%</b>	<b>12%</b>	Achieved. Investment strategy is yielding good results through interest on investment
		<b>7.2</b>	Number of commercialised research projects	<b>1</b>	<b>0</b>	Target not achieved, as most technologies are not at a technological readiness level that is attractive to the industry there is still product development needed. However, the Office of Technology Transfer is engaging industry and various stakeholders
<b>SO8</b>	To be an anchor institution for effective integrated local and regional development	<b>8.1</b>	Number of interventions leading to the development of Thohoyandou into a university town	<b>2</b>	<b>0</b>	Not achieved
		<b>8.2</b>	Number of entrepreneurial-related MoUs with government entities, civil society, grassroots communities, and business organisations	<b>2</b>	<b>2</b>	<ul style="list-style-type: none"> <li>MoU with Mykolas Romeris University</li> <li>MoU was signed with the Department of Forestry, Fisheries and the Environment</li> </ul>
<b>SO9</b>	To develop enterprise	<b>9.1</b>	Number of businesses incubated	<b>2</b>	<b>0</b>	Not achieved
		<b>9.2</b>	Number of people in the community trained in enterprise development	<b>500</b>	<b>225</b>	<ul style="list-style-type: none"> <li>Rural entrepreneurship training with Socionext (130)</li> <li>Small business owners growing and marketing their business (64)</li> <li>Train-the-trainer Workshop (6)</li> <li>Business exposure workshop (21)</li> <li>Reading sessions on <i>Who Owns the Icehouse</i> book (4 learners)</li> </ul>



### Strategic Thrust 3: Governance for Outstanding Scholarship

This strategic thrust serves primarily as an enabler, contributing to the development of professional support services and governance frameworks to achieve operational excellence. It aims to ensure that the University promotes a value-driven service culture, establishes an optimal decision-making framework, promotes effective governance, and develops enabling processes and systems. Additionally, it seeks to build a strong brand that enhances the experience of stakeholders with a vested interest in the University, its academic offerings, and its wide array of services.

Table 16: Strategic Thrust 3

Strategic Objective		Key Performance Measure/ Indicator		2023 Target	2023 Actual	Comment on progress
<b>SO10</b>	To promote effective institutional governance and management systems.	<b>10.1</b>	Number of governance controls developed/reviewed and implemented	<b>10</b>	<b>62</b>	<b>Target achieved</b> <ul style="list-style-type: none"> <li>• 2023 Internal Audit Operational Plan</li> <li>• 2023 Workplan Finance Committee</li> <li>• 2023 Workplan of Student Affairs</li> <li>• Accounts Receivable Policy</li> <li>• Accounts Receivable Refund Policy</li> <li>• Addendum to the Proposed SRC Constitutional Amendments</li> <li>• Appeal Outcome: KG Mothiba</li> <li>• Appeal Outcome: NP Mamphwe</li> <li>• Appeal Outcome: PS Buthelezi</li> <li>• Audit and Risk Committee Workplan</li> <li>• Cash Management Policy</li> <li>• Combined Assurance Implementation Plan</li> <li>• Compliance Management Strategy</li> <li>• Council Minutes of 25 April 2023</li> <li>• Enterprise Risk Management Framework</li> <li>• Faculties Programme of Action</li> <li>• Financial Aid Policy</li> <li>• Fraud Prevention Policy</li> <li>• Governance and Compliance Policy</li> <li>• Governance, Ethics and Compliance Plan</li> <li>• HRC Workplan</li> <li>• Infrastructure Management Policy</li> <li>• Internal Audit Operational Plan</li> <li>• Internal Audit Report on Academic Administration</li> <li>• Internal Audit Report on Community Engagement</li> </ul>



Strategic Objective		Key Performance Measure/ Indicator		2023 Target	2023 Actual	Comment on progress
						<ul style="list-style-type: none"> <li>• Internal Audit Report on International Relations and Partnership</li> <li>• Internal Audit Report on Student Affairs and Health Clinic</li> <li>• Internal Audit Report: Litigation Management</li> <li>• Internal Audit Three-Year Rolling Plan</li> <li>• Investment Policy</li> <li>• Policy on Employee Health Awareness</li> <li>• Policy on Recognition of Long Service and Improved Qualifications</li> <li>• Policy on Remission of Tuition, Board, and Lodging Fees</li> <li>• Policy on Substance Abuse</li> <li>• Presentation of UNIVEN SDF</li> <li>• Programme Development and Review Policy</li> <li>• Protection of Access to Information Manual</li> <li>• Protection of Personal Information Policy</li> <li>• Quality Assurance Policy</li> <li>• Report from Finance Committee</li> <li>• Report from Human Resources Committee</li> <li>• Report from the Audit and Risk Committee</li> <li>• Report from the Students Affairs Committee</li> <li>• Revised Policy on Overtime and Standby Allowance</li> <li>• Risk Management Committee Charter</li> <li>• Risk Management Committee Workplan</li> <li>• Risk Management Policy</li> <li>• SRC Constitution</li> <li>• Strategic Programme of Action</li> <li>• Student Billing Policy</li> <li>• Student Debtors Management Policy</li> <li>• Sub-structures Programme of Action</li> <li>• Supply Chain Management Policy</li> <li>• UNIVEN Spatial Development Framework</li> <li>• UNIVEN Strategic Risk Register</li> <li>• Waste Management Policy</li> <li>• Whistle Blowing Policy</li> </ul>





Strategic Objective		Key Performance Measure/ Indicator		2023 Target	2023 Actual	Comment on progress
<b>SO11</b>	To enhance the corporate identity of UNIVEN	<b>11.1</b>	Percentage of stakeholders with a positive perception of the University's brand.	<b>60%</b>	<b>83.4%</b>	Target achieved. The stakeholder brand perception survey results are positive
		<b>11.2</b>	Number of the University's brand enhancement initiatives	<b>15</b>	<b>79</b>	The number of brand enhancement publications produced, and the University success stories were far higher than the target
<b>SO12</b>	To improve governance of institutional information systems	<b>12.1</b>	Number of ICT general controls and security reviews conducted	<b>2</b>	<b>2</b>	Two general control audits/reviews were conducted by the Internal Audit Unit
		<b>12.2</b>	Number of business continuity assessments conducted	<b>14</b>	<b>2</b>	ITS and domain controller DR tests were conducted in the period under review
<b>SO13</b>	To strengthen systems and processes for infrastructure development and maintenance	<b>13.1</b>	Number of Infrastructure Masterplan reviews conducted annually and submitted to Council.	<b>1</b>	<b>1</b>	UNIVEN Spatial Development Framework ratified by Council. The Infrastructure Masterplan is reviewed once every five years.
		<b>13.2</b>	Number of maintenance plan(s) approved for implementation	<b>1</b>	<b>1</b>	UNIVEN Project Maintenance Plan Budget approved by EMC
<b>SO14</b>	To enhance security on and around campus, and in off-campus residences	<b>14.1</b>	Number of Integrated Protection Services Master Plan reviews conducted	<b>1</b>	<b>1</b>	Achieved. Integrated Protection Services Master Plan reviewed
		<b>14.2</b>	Number of campus safety and security programmes conducted	<b>6</b>	<b>6</b>	<ul style="list-style-type: none"> <li>• Examinations security awareness campaign conducted</li> <li>• CHETL, Student Affairs, and Protection Services</li> <li>• Security Awareness Campaign</li> <li>• Surprise Search conducted</li> <li>• Launch of anti-Gender-based Violence Campaign</li> <li>• Rural safety meetings</li> </ul>



#### Strategic Thrust 4: Linkages, partnership, and internationalisation

This focuses on the establishment and strengthening of strategic local, regional, and international partnerships and collaborations in respect of teaching and learning, community engagement, and research and innovation. These efforts contribute significantly to enhancing the quality of the academic project, including producing graduates who are well-equipped to compete globally. Through this strategic thrust, the University is challenged to strengthen its international profile and visibility while promoting reciprocal scholarly partnerships characterised by joint international research projects and programmes.

Table 17: Strategic Thrust 4

Strategic Objective		Key Performance Measure/ Indicator		2023 Target	2023 Actual	Comment on progress
<b>SO15</b>	To strengthen the University's local, regional, and international profile and visibility	<b>15.1</b>	Number of established partnerships with local and national industries and businesses including non-governmental organisations	<b>8</b>	<b>19</b>	<ul style="list-style-type: none"> <li>• UNDP Grant Award (Dr G Dalufeya)</li> <li>• UNOPS Grant Award (Dr R Mudzielwana)</li> <li>• WRC Grant Award (Dr R Makungo)</li> <li>• MoU with the South African Human Rights Commission (SAHRC)</li> <li>• MoU with the Nigerian Institute of Medical Research (NIMR)</li> <li>• MoU with Thulamela Local Municipality</li> <li>• MoU with Royal Foundation</li> <li>• MoU with CSIR Student Supervision</li> <li>• Contract with the International Centre for Genomics Engineering and Biotechnology (ICGEB)</li> <li>• MoU signed with TAKE NOTE IT, a cyber security training company.</li> <li>• Signed MoU with Ismail Mohamed</li> <li>• Signed MoU with Save the Children.</li> <li>• Signed MoU with Mashauri (Pty) Ltd</li> <li>• Signed MoA with Umlambo Foundation</li> <li>• Signed Mobility Grant Agreement with Robert Gordon University in Aberdeen, Scotland</li> <li>• Signed agreement between South Africa and Sweden University Forum</li> <li>• SLA with Maswa Maswa Trading</li> <li>• Partnership with Mphaphuli (signed MoU)</li> <li>• CONNEXON Consortium Agreement</li> </ul>
		<b>15.2</b>	Number of major local and regional initiatives in which the University is involved	<b>15</b>	<b>15</b>	<ul style="list-style-type: none"> <li>• Research project on epilepsy (funded by GladAfrica Foundation Trust)</li> <li>• MoU with the South African Human Rights Commission (SAHRC)</li> </ul>



Strategic Objective		Key Performance Measure/ Indicator	2023 Target	2023 Actual	Comment on progress
					<ul style="list-style-type: none"> <li>• Joint Venture Agreement with Hlengiwe Research and Training Experts</li> <li>• SLA with the Department of Agriculture, Land Reform and Rural Development (DALRRD)</li> <li>• University Staff Doctoral Programme Workshop</li> <li>• Signed MoU with Grassroots Eco</li> <li>• Signed MoU with UP SAMERDI project for student research funding.</li> <li>• UNIVEN participated in the Renewable Energy and Industrial Development Summit</li> <li>• SLA with ZIBS</li> <li>• MoU with Mykolas Romeris University</li> <li>• MoU with Jamma International</li> <li>• UP Partnership Contract</li> <li>• MoU with WRC</li> <li>• MoA with Botho University</li> <li>• Research Funding Agreement with the University of Pretoria</li> </ul>
		<b>15.3</b> Number of joint publication units with international partners	<b>12</b>	<b>18.0023</b>	<ul style="list-style-type: none"> <li>• The reported publication units include books, chapters in a book, journal articles, and conference proceedings</li> </ul>
		<b>15.4</b> Number of public lectures and colloquiums by highly recognised local, regional, and international academic/public figures/dignitaries	<b>7</b>	<b>10</b>	<ul style="list-style-type: none"> <li>• Public lecture by Prof Maureen Reed, University of Saskatchewan</li> <li>• Public lecture by Prof Augustine Dzathor from Grambling University, USA</li> <li>• Public lecture by Prof Alexandra Semaje</li> <li>• Public lecture by Dr Mukovhe Masutha of the University of the Bath, UK</li> <li>• Public lecture by Prof H Ramantswana</li> <li>• Public Lecture by Mr Nkhumeleni Tharage (Regional Tourism Model for Development)</li> <li>• Public lecture by Prof Thomas Horky</li> <li>• Public lecture by Adv Kholeka Gcaleka</li> <li>• Public lecture by Makholo Seriana</li> <li>• Public lecture by Justice Dikgang Moseneke</li> </ul>



Strategic Objective		Key Performance Measure/ Indicator	2023 Target	2023 Actual	Comment on progress
		<b>15.5</b> Number of local, regional, and international research projects in which the University participates	<b>2</b>	<b>10</b>	<ul style="list-style-type: none"> <li>• Mobility Agreement for Training Erasmus</li> <li>• Mobility Agreement for Teaching Erasmus</li> <li>• MTA SIR Grant Contract</li> <li>• SA/Belgium (BELSPO) Joint Research Programme (NRF funding)</li> <li>• Luambo la Musanda project (UNIVEN/UNISA collaboration)</li> <li>• MOU with INCRISAT</li> <li>• UCT Research Grant for Prof NS Nethengwe</li> <li>• Funded collaboration SACERT-LC and UNIVEN Project</li> <li>• UNIVEN-Leuphana signed three agreements.</li> <li>• DSI Project Funding Agreement</li> </ul>
		<b>15.6</b> Number of agreements with local, regional, and international representatives of funding organisations	<b>3</b>	<b>8</b>	<ul style="list-style-type: none"> <li>• Five funding agreements on SAF-ADAPT.</li> <li>• Signed MoU with DFFE</li> <li>• Signed MoA with the Institute of Knowledge Management</li> <li>• Signed MoU with Mykolas Romeris University</li> </ul>
		<b>15.7</b> Number of signed MOUs/agreements between UNIVEN and other institutions (including joint qualifications) in place to promote reciprocal scholarly partnerships	<b>2</b>	<b>21</b>	<ul style="list-style-type: none"> <li>• MoU with Karpagam Academy of Higher Education</li> <li>• MoU with Anchor University</li> <li>• MoU with Stekom University</li> <li>• MoU with Pwani University</li> <li>• MoU with Mountain Top University</li> <li>• Signed MoU with Baden-Wuerttemberg Cooperative State University</li> <li>• Signed MoU with Eswatini Medical Christian University</li> <li>• Signed agreement on Mediation Services with the African Business Chamber in Serbia</li> <li>• Signed MoU and MoA with the Institute of Knowledge Management</li> <li>• MoU with Guilford College</li> <li>• SLA with ZIBS</li> <li>• MoU with Eduardo Mondlane University</li> <li>• MoU with Henan Polytechnic University of China</li> <li>• MoU with the University of North Carolina at Greensboro</li> <li>• MoU Bulawayo Polytechnic</li> </ul>



Strategic Objective		Key Performance Measure/ Indicator		2023 Target	2023 Actual	Comment on progress
						<ul style="list-style-type: none"> <li>• MoU with HUBEI University of Technology</li> <li>• MoA with the Chinese International Education Foundation</li> <li>• MoU with Limpopo Department of Health</li> <li>• Establishment of China-Africa Youth programme.</li> <li>• Joint PhD Degree Programme with HBUT.</li> <li>• Joint bachelor's degree with HBUT.</li> </ul>

### Enrolment performance against approved ministerial targets

This section provides an overview of the performance of the institution based on the ministerial approved enrolment targets (size and shape) as contemplated in the approved institutional Annual Performance Plan for 2023. It also provides a three-year historical trend of achievements from 2021 to date.

Table 18: Key Performance Indicators

Key performance indicator	Target	Actual	Target	Actual	Target	Actual	% Deviation
	2021		2022		2023		
<b>A. ACCESS</b>							
<b>Headcount totals</b>							
First-time entering undergraduates	3 406	2 799	3 474	3 416	3 376	3 429	-1.6
Headcount enrolments	17 332	14 805	17 678	14 949	15 178	15 376	-1.3
Headcount enrolments (Foundation Provisioning)	936	340	955	1 456	974	1 494	+53
Headcount enrolments (total undergraduates)	15 414	13 409	15 722	13 504	13 747	13 793	-0.3
Headcount enrolments (total postgraduates)	1 918	1 396	1 957	1 445	1 431	1 583	-10.6
Enrolments by major field of study							
Science, Engineering, Technology	7 479	6 460	7 628	6 266	7 784	6 050	-22.2
Business/management	3 404	2 120	3 472	2 281	2 095	2 802	-33.7
Education	2 331	1 726	2 377	1 460	1 731	1 541	-11
Other humanities	4 118	4 499	4 201	4 941	3 570	4 983	+39.5
<b>B. SUCCESS</b>							
<b>Graduates</b>							
Graduates (undergraduates)	3 023	2 738	3083	3 426	2 697	2 843	+5.4
Graduates (postgraduates)	801	201	817	570	315	424	+34.6
Success rate	85%	86%	85%	87%	81%	76%	-5
Undergraduate output by scarce skills							

1 Full-time equivalent



Key performance indicator	Target	Actual	Target	Actual	Target	Actual	% Deviation
	2021		2022		2023		
Engineering	64	20	66	44	67	34	-49
Life and physical sciences	655	568	668	883	681	631	-7.3
Animal and human health	518	145	464	292	473	239	-49
Teacher Education	802	246	818	263	835	279	-66.5
Success rate	85%	86%	85%	87%	81%	76%	-5

### C. EFFICIENCY

#### Instructional/Research Professional Staff

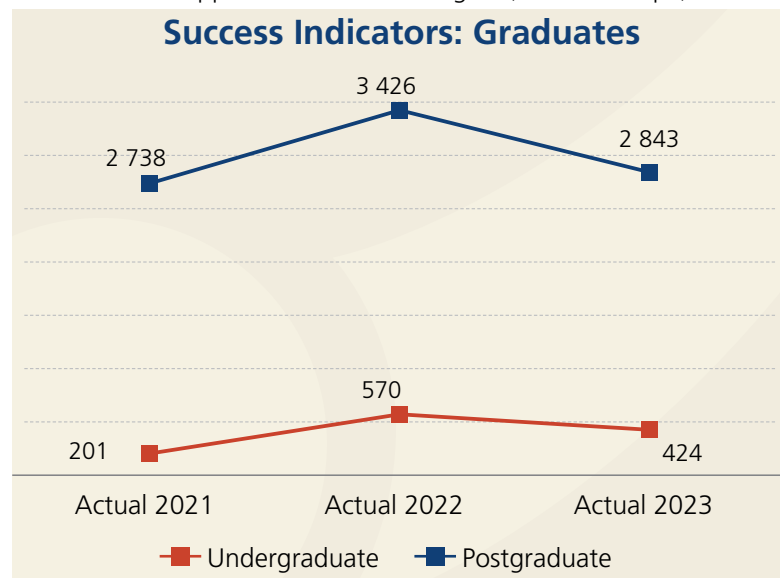
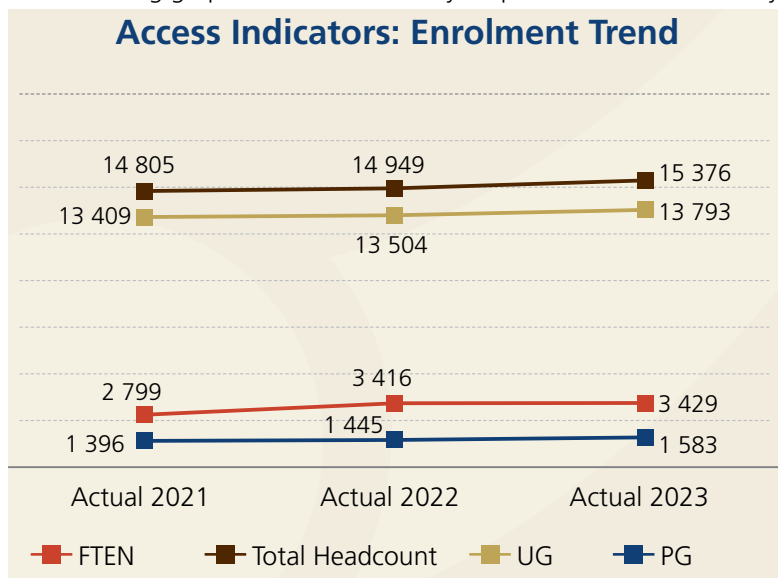
Headcount and FTE <sup>1</sup> of permanent instructional/research professional staff	438/428	428/446	438/428	425/411	438/428	469/469	+7/9.6
% Staff with doctoral degrees <sup>2</sup>	41%	44,9%	41%	49.2%	41%	43,7%	+2.7
Number of nGap staff	13	16	13	15	-	n/a	n/a
The ratio of FTE students to FTE instructional/research staff	33,9	27	34,5	27	28,9	27	-7

### RESEARCH OUTPUT

#### Research output totals

Publication units per FTE staff <sup>3</sup>	1.35	0.99	1.0	1.03	0.71	0.82	+0.11
Research master's graduates	189	57	193	117	76	64	-15.7
Doctoral graduates	46	17	47	39	41	38	-7.3

The following graphs shows the three-year performance trend analysis on the ministerial approved enrolment targets (size and shape)

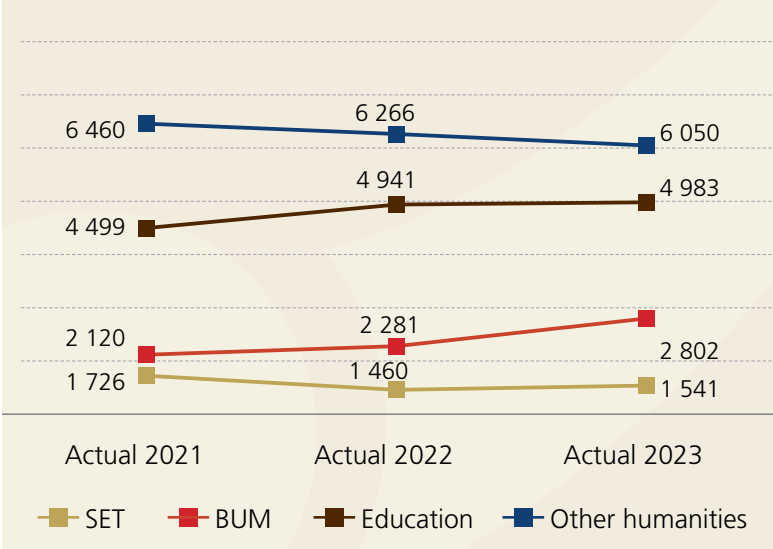


<sup>2</sup> Academic and support staff

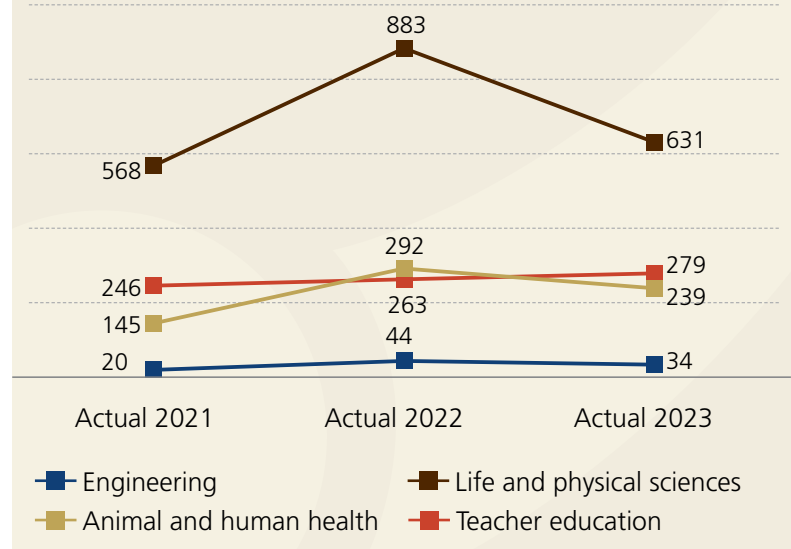
<sup>3</sup> Instructional research staff FTEs



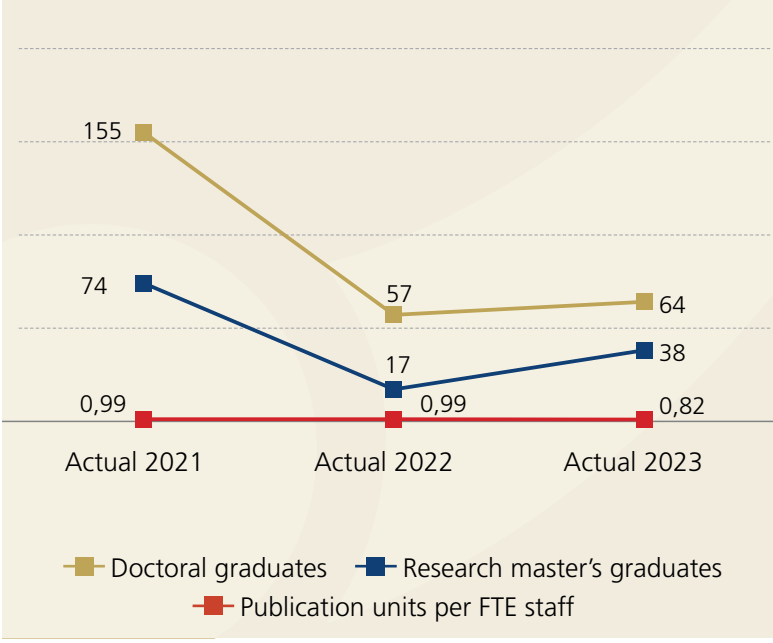
### Enrolment by Major Field of Study



### Undergraduate output by scarce skills



### Research Output



**Prof NB Nthambeleni**

**Vice-Chancellor and Principal**

**Mr JM Lekgetha**

**Chairperson of Council**



# Report of the Senate to the Council

As the highest academic decision-making body of the University, the Senate is accountable to the Council for the regulation of all teaching, learning, and research at the University. During the period under review, the Senate performed its functions in accordance with the relevant provisions of the Higher Education Act, 101 of 1997, as amended, and the University of Venda Statute.

## Changes in academic structures

The academic structure of the University of Venda was completely reconfigured in 2021. There were no further changes to the academic structure in 2022, although change management efforts to ensure appropriate resourcing and more effective support for the four Faculties were ongoing.

## Senate composition and meeting attendance

The composition of the Senate as of 12 October 2023 (the date of the last ordinary Senate meeting for the year) is provided below. During this period, the term of the 2023 SRC had expired, and new student representatives were appointed.

- Vice-Chancellor and Principal (Chairperson)
- DVC: Teaching and Learning (former)
- DVC: Teaching and Learning (current)

## DVC: Research and Postgraduate Studies

- DVC: Corporate Services
- University Registrar (former)
- University Registrar (current)
- Chief Financial Officer
- Executive Deans of Faculties
- Deputy Deans (Teaching and Learning, and Research and Postgraduate Studies)
- Directors of Schools (Education and Law)
- Heads of Departments

- Full Professors
- Elected members (lecturers/senior lecturers)
- Director: Institute for Rural Development
- Director: Institutional Planning and Quality Assurance
- Director: MER Mathivha Centre for African Languages, Arts and Culture
- Director: OR Tambo Institute of Governance and Policy Studies
- Director: Centre for Higher Education Teaching and Learning
- Director: Community Engagement
- Director: International Relations and Partnership
- Director: Library Services
- Director: Student Affairs
- Representatives of Council
- Representatives of SRC
- Resource Persons
- Observers
- Secretariat

Meetings of the Senate were held as follows in 2023:

Table 19: Senate Meetings

Senate Meetings	Date
Ordinary	15 March 2023
Special	19 April 2023
Ordinary	24 May 2023
Special	26 May 2023
Special	20 June 2023
Ordinary	16 August 2023
Special	23 August 2023
Special	05 September
Ordinary	18 October 2023

## Teaching and Learning





## Significant developments and achievements in Teaching and Learning

Programme quality reviews took centre stage during the period under reporting. Some programmes, such as BCom Accounting and Urban and Regional Planning, were accredited by SAICA and SACPLAN, respectively, for a further five years. The Centre for Higher Education Teaching and Learning (CHETL) continued its efforts towards excellence in teaching and learning by recognising outstanding student performance across various undergraduate programmes.

### Limitations to access in certain courses

Unlike in 2020 and 2021, when no first-entering students were enrolled in non-aligned qualifications in Education and Nursing, there were no limitations to access in 2023. The University had its first intake in the newly HEQSF-aligned programmes for Education and Nursing in 2022.

### Student Success

The 2022 student success rate declined compared to the 2021 audited performance. The revised target for the degree success rate in 2023 was set at 81%.

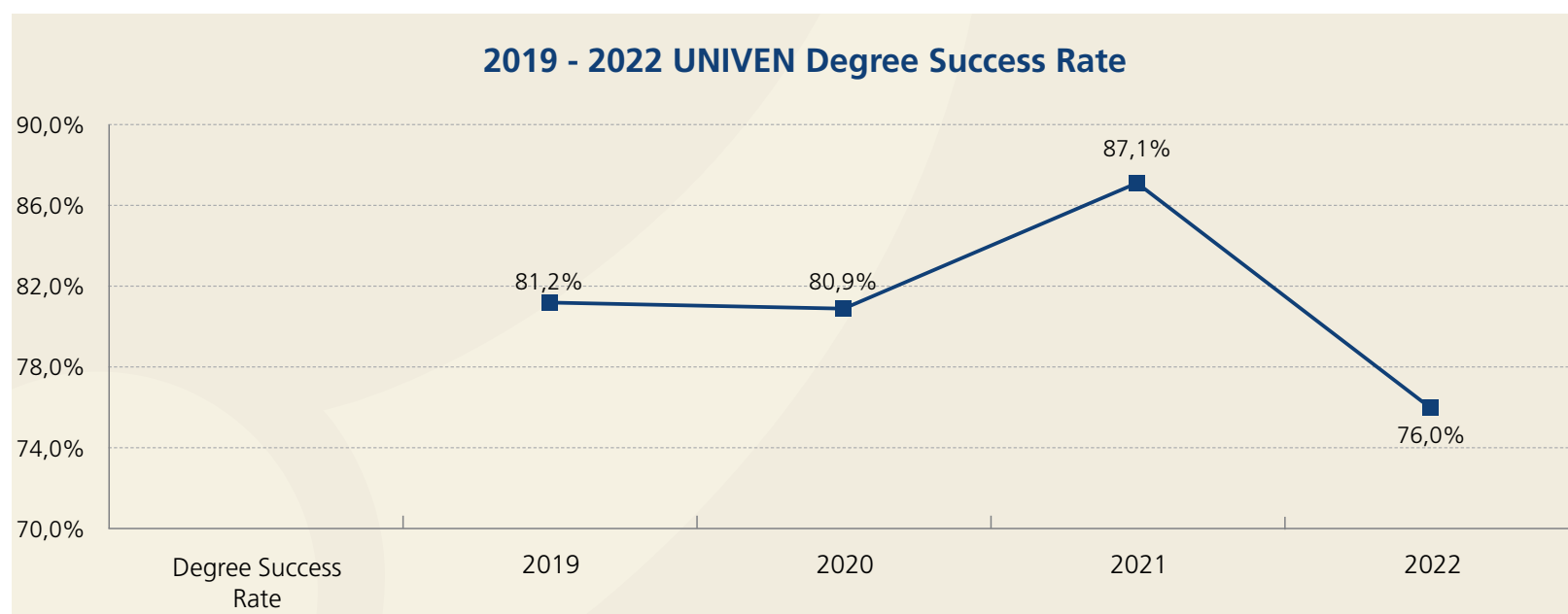


Figure 4: Degree success rate

Using the audited 2022 HEMIS data, the aggregate throughput and dropout rates for the 2018 FTEN cohort enrolled in three-year undergraduate degrees across all faculties, as well as the retention

and throughput statistics in the last tracking year (2022) by major CESM categories, for three-year undergraduate degrees, are shown below.



Table 20: Three year

Report Filters				
Cohort Year: <b>2018</b>				
Tracking Year: <b>2022</b>				
Cohort - Minimum time - total: <b>3</b>				
Cohort - Faculty: <b>All</b>				
Cohort - Department: <b>All</b>				
Report Date: <b>26 February 2024</b>				

Cohort – Faculty	Cohort	Retention Rate	Dropout Rate	Throughput Rate
Humanities, Social Sciences and Education	405	15.6%	19.0%	65.4%
Management, Commerce and Law	650	18.0%	18.9%	63.1%
Science, Engineering and Agriculture	1 036	10.9%	36.0%	53.1%
<b>Total</b>	<b>2 091</b>	<b>14.0%</b>	<b>27.4%</b>	<b>58.6%</b>

Table 2: Three-year cohort analysis (retention, dropout, and throughput rates)

Using the audited 2022 HEMIS data, the aggregate throughput and dropout rates for the 2018 FTEN cohort enrolled in four-year undergraduate degrees across all faculties and the retention and throughput statistics in the last tracking year (2022) by major CESM categories for four-year undergraduate degrees, are shown below.

Table 21: Four Year

Report Filters				
Cohort Year: <b>2018</b>				
Tracking Year: <b>2022</b>				
Cohort - Minimum time - total: <b>4</b>				
Cohort - Faculty: <b>All</b>				
Cohort - Department: <b>All</b>				
Report Date: <b>26 February 2024</b>				

Cohort – Faculty	Cohort	Retention Rate	Dropout Rate	Throughput Rate
Health Sciences	254	10.6%	11.8%	77.6%
Humanities, Social Sciences, and Education	1 232	11.3%	31.3%	57.5%
Management, Commerce, and Law	187	28.3%	23.5%	48.1%
Science, Engineering, and Agriculture	282	35.5%	21.3%	43.3%
<b>Total:</b>	<b>1 955</b>	<b>16.3%</b>	<b>26.5%</b>	<b>57.1%</b>

Table 3: Four-year cohort analysis (retention, dropout, and throughput rates)



## Graduate output

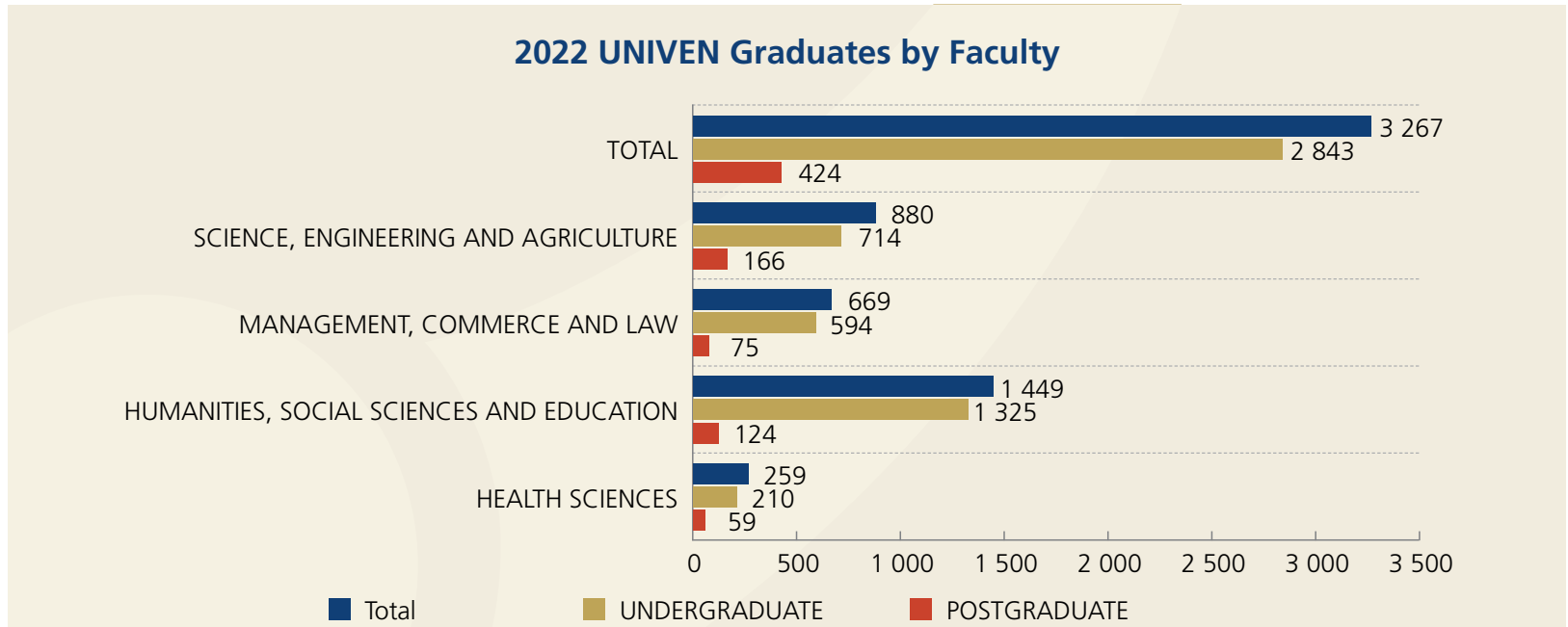


Figure 5: Graduates by Faculty

Figure 4 reflects a significant decline from the record 3,996 graduates in 2021 and a consistent performance from the Faculty of Humanities, Social Sciences, and Education, with 1,476 graduates in total.

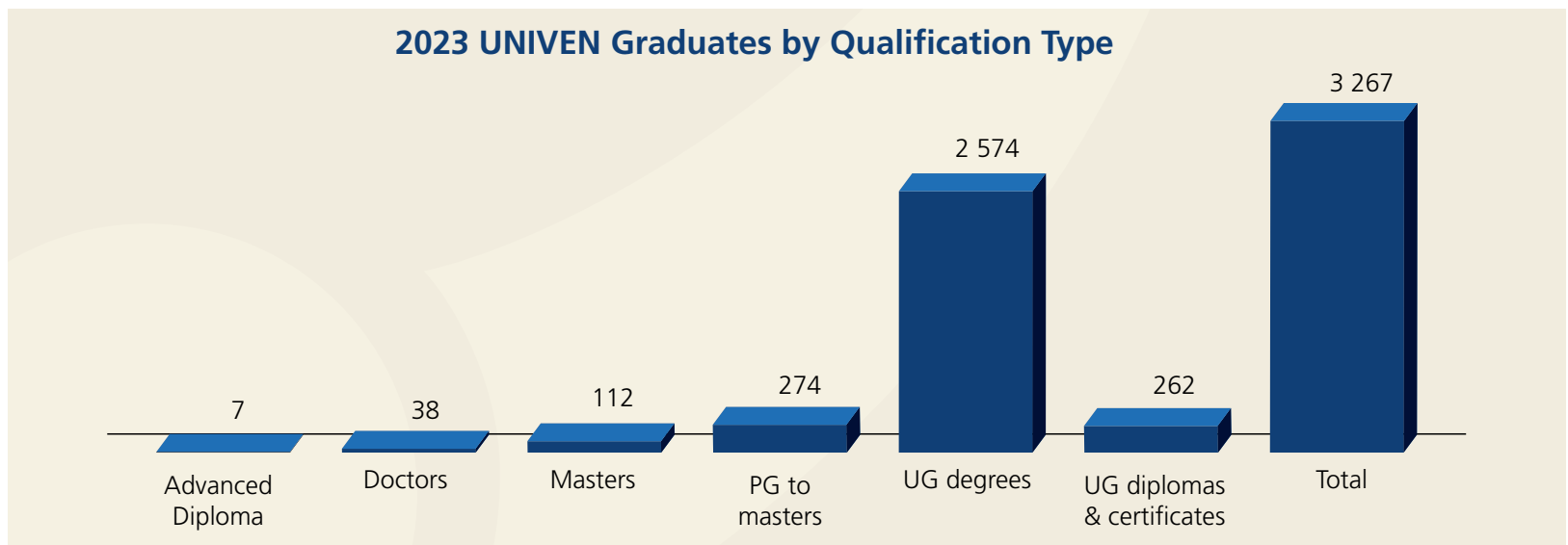


Figure 6: Graduates by Qualification Type



The University produced 3,267 graduates in 2023, which includes 38 doctoral and 112 master's degrees, translating into an aggregate 21.8% graduation rate.

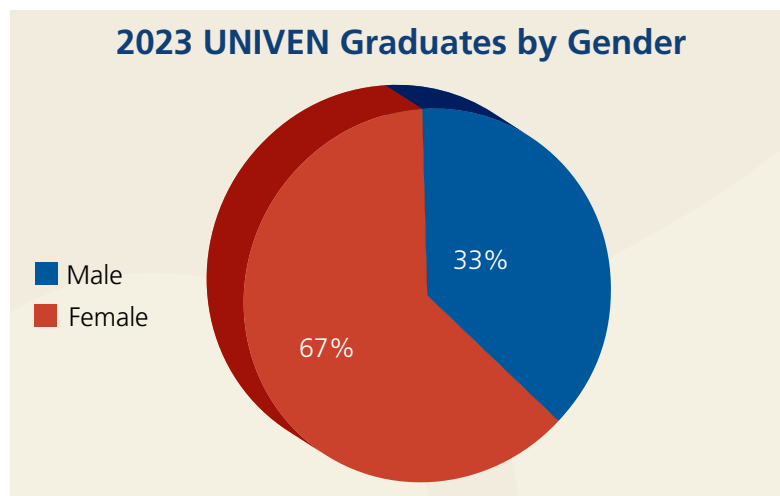


Figure 7: Graduates by Gender

A concerning trend that has become entrenched at the University of Venda and within the sector, is the decline in male student success, as evidenced by the dominance of female graduates in 2023.

### Awards and achievements

The Vice-Chancellor's Excellence Students Awards initiative sought to acknowledge and celebrate the academic achievements of the students across various levels and faculties. This is to recognise the students who have demonstrated exceptional academic performance.

To qualify for these awards, students must achieve a minimum average mark of 75 from an ordinary examination that they have taken only once, excluding special or aegrotat examinations. The distribution of winners is thoughtfully structured, with a total of 35 winners across the different levels and faculties. Each level, from year/level one to three, has three winners in three different faculties. This broad distribution ensured a wide recognition of excellence across different areas of study. However, there was an exception in one of the faculties where only two winners were recognised at level two. The awards themselves were significant, with first-place winners receiving both a certificate and a trophy, symbolising their hard work and dedication. Moreover, an overall winner was selected to receive

an additional trophy, highlighting their outstanding achievement as the top performer among all the awardees.

### Research

#### Significant developments and achievements in research

#### National Research Foundation (NRF) rating

By the end of 2023, UNIVEN had 46 NRF-rated researchers, comprising 34 males and 12 females. In terms of categories, there had been movement from the beginning of the 2023 academic year from the Y to C category; and within the C category, some of the rated researchers moved from C3 to C2, and others from C2 to C1. The distribution in December 2023 was as follows: B2 = 1, B3 = 1, C1 = 4, C2 = 16, C3 = 14 and Y2 = 10. Two rated researchers were holding Executive and Senior Management positions. The Faculty of Science, Engineering, and Agriculture had 28 rated researchers; the Faculty of Management, Commerce, and Law had four; the Faculty of Humanities, Social Sciences, and Education had seven; and the Faculty of Health Sciences had three. The Special Category of Academics and Adjunct Professors had two, making a total number of 46 NRF-rated researchers at UNIVEN.

Table 22: Number of NRF Rated Researchers

Area	Number
Executive and Senior Management	2
Faculty of Science, Engineering and Agriculture	28
Faculty of Management, Commerce, and Law	4
Faculty of Humanities, Social Sciences and Education	7
Faculty of Health Sciences	3
Special Category of Academics and Adjunct Professors	2
<b>Total rated researchers</b>	<b>46</b>

#### Postdoctoral Research Fellowship

The University had a total of 32 Postdoctoral Research Fellows for the academic year 2023, out of which 22 were funded by the University of Venda, three by the National Research Foundation, three by SARChI, two by the South African Medical Research Council (SAMRC), one by the University of Cape Town (UCT), and one by the Stellenbosch University (SU).



Table 23: Postdoctoral Fellows

Area	Number
Executive and Senior Management	3
Faculty of Science, Engineering and Agriculture	18
Faculty of Management, Commerce, and Law	2
Faculty of Humanities, Social Sciences and Education	8
Faculty of Health Sciences	1
<b>Total Postdoctoral fellows</b>	<b>32</b>

Table 24: Patents

Patent Title	Inventors	Patent Number	Jurisdiction or Territory	Year filed
<i>Dicerocaryum Eriocarpum</i> Plant Extract-Metal Nanoparticles for Water Purification	1. John Ogony Odiyo	2023/01982	South Africa	2023
	2. Adeyemi Ojotalayo Adeeyo	AP/P/2023/014770	ARIPO	
	3. Abimbola Motunrayo Enitan Folami			
	4. Rachel Makungo			

### Special category of academics

In December 2023, there were 14 Adjunct Professors who were distributed as follows: the Faculty of Science, Engineering, and Agriculture had 11 Adjunct Professors. The Faculty of Humanities, Social Sciences and Education, the Faculty of Health Sciences, and the Faculty of Management, Commerce and Law had none, and the Directorate of Research and Innovation had three Adjunct Professors. The University had four Research Professors (two in the Faculty of Science, Engineering, and Agriculture; one in the Faculty of Health Sciences; one in the Faculty of Humanities, Social Sciences, and Education; and one in the Faculty of Management, Commerce and Law who later resigned in March 2023).

### Patents

In the period under review, the University of Venda's Office of Technology Transfer (OTT) filed two patents in two different jurisdictions. These patents were South African provisional patent No. 2023/01982, *Dicerocaryum Eriocarpum* Plant Extract-Metal Nanoparticles for Water Purification. African Regional Intellectual Property Organisation (ARIPO) patent No. AP/P/2023/014770.

### Funding and awards

#### External staff funding

The total funding received for staff research projects by December 2023 was R16,820,720.81 from various external sponsors including the national research agencies and councils (National Research Foundation, South African Medical Research Foundation, Water Research Commission), and also through collaborative research projects with other institutions of higher learning (Adam Wickiewicz University, Thunen Institute, University of Eastern Finland, University of Johannesburg, University of South Africa, University of Witwatersrand, University of Pretoria, University of Cape Town, Midlands State University, University of Pretoria), government departments (Department of Science and Innovation, Department of Tourism, National Institute for the Humanities and Social Sciences, NIHSS, Manufacturing, Engineering and Related Services Sector Education and Training Authority (MerSETA)), and other international funding agencies.

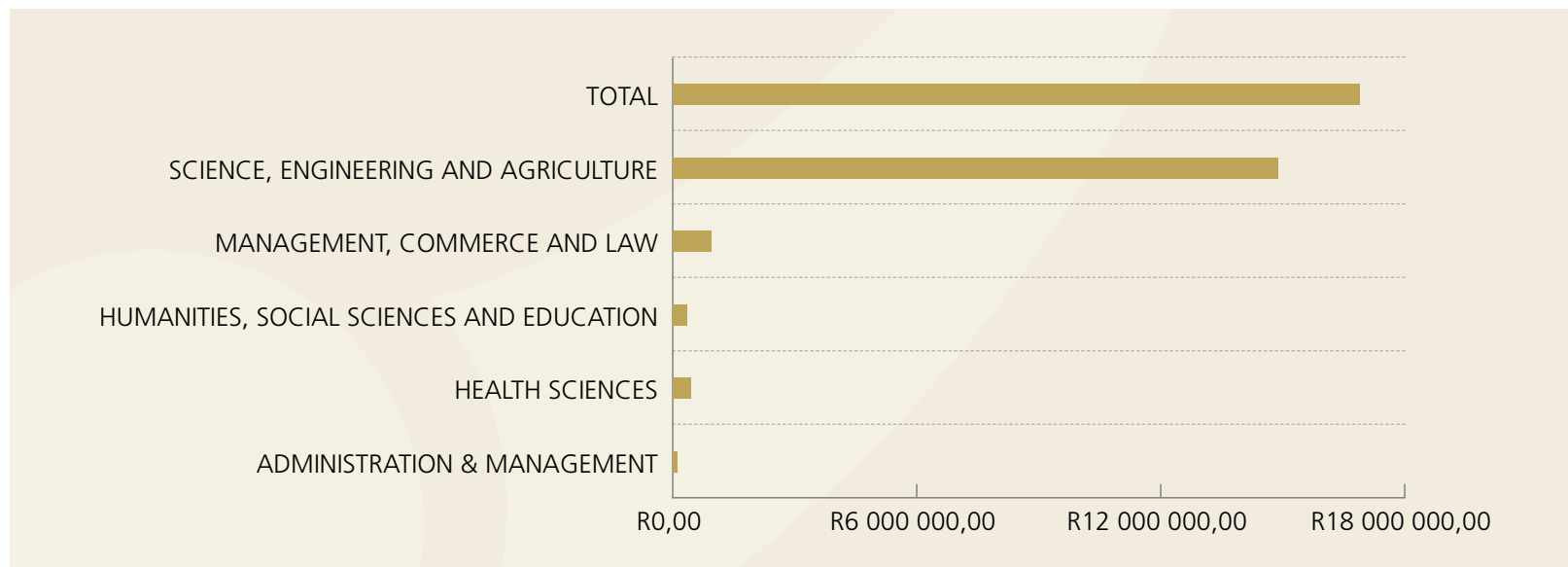


Figure 8: Total funding for staff research projects per faculty/division (January–August 2023)

During the year under review, staff research projects also secured substantial external funding from various local and international sources. Key funders included the National Research Foundation, the South African Medical Research Council, the University of Cape Town, the Water Resource Commission, the University of Johannesburg, the University of the Witwatersrand, the University of South Africa, the United Nations Development Programme, the University of Pretoria, the National Department of Tourism, the Department of Science and Innovation, the International Centre for Genetic Engineering and Biotechnology, Clovita Consulting, Midlands State University, the United Nations Office for Project Services, the International Atomic Energy Agency, the National Institute for the Humanities and Social Sciences, the University of Eastern Finland, the Glad Africa Foundation, the Thünen Institute, and Adam Mickiewicz University, along with the South African National Biodiversity Institute. This level of support underscores the significance and impact of our research initiatives.

### External student funding

In 2023, student research funding from the National Research Foundation for Honours was R17,527,430.00, Masters R7,088,436.00, and Doctoral R730,980.00. The total amount for Honours, Master, and Doctoral scholarships from other external sponsors, such as the South African Medical Research Council and Council for Scientific and Industrial Research, was R2,033,354.00.

### Research and Publication Committee staff project funding

The University funds are primarily intended to foster academic research and to improve outputs and contribution to knowledge generation. The Research and Publications Committee (RPC) supports projects in identified University niche areas for applied, collaborative, innovative, and institutional research. In 2023, there was more RPC staff project funding support to the value of R1,160,506.05 as seed funding, followed by R1,063,911.86 in 2021 and R779,539.35 in 2022.



Table 25: RPC Funding

Faculty	2021	2022	2023
Faculty of Science, Engineering and Agriculture	R371 785.00	R735 015.35	R911 973.41
Faculty of Management, Commerce, and Law	R0.00	R0.00	R0.00
Faculty of Humanities, Social Sciences and Education	R0.00	R0.00	R58 532.64
Faculty of Health Sciences	R690 126.86	R44 529.00	R190 000.00
<b>Total Amount Supported</b>	<b>R1 063 911.86</b>	<b>R779 539.35</b>	<b>R1 160 506.05</b>

### Research and Publication Committee Student Funding 2023

In 2023, the Research and Publication Committee supported postgraduate students to the total amount of R2,734,547.00, which for Master's was R1,214,055.00 and for Doctoral was R1,520,492.00.

Table 26: Research and Publications Student funding

Faculty	Masters	Doctoral
Faculty of Science, Engineering and Agriculture	R0.00	R0.00
Faculty of Management, Commerce, and Law	R472 992.00	R323 432.00
Faculty of Humanities, Social Sciences and Education	R0.00	R0.00
Faculty of Health Sciences	R741 063.00	R1 197 060.00
<b>Total Amount Supported</b>	<b>R1 214 055.00</b>	<b>R1 520 492.00</b>

### Vice-Chancellor Excellence Awards

The University of Venda Excellence Awards are designed to celebrate and highlight the accomplishments of the University staff in research, teaching and learning, and community engagement. The awards recognise staff who have delivered exceptional professional service and are further intended to encourage performance excellence. On 12 September 2023, the University of Venda held the 2023 Vice-Chancellor's Awards at the 2Ten Hotel. The University of Venda is committed to continuing to impact lives through community engagement initiatives, teaching and learning modalities, research, and innovation activities.

The Vice-Chancellor and Principal, Prof Bernard Nthambeleni, awarded 125 academic researchers from the Directorate of Research and Innovation (DRI), Community Engagement (CE), and Centre of Higher Education Teaching and Learning (CHETL). The Directorate of Research and Innovation recognised 69 researchers and supervisors, including special categories and women in research. The inclusion of

special categories was implemented because these individuals also contribute significantly to the research output of the University, as they supervise and publish papers. Furthermore, Prof NB Nthambeleni, through the Directorate of Research and Innovation, recognised women who received awards:

- The South African Woman in Science Awards: The DSI-Ndoni Mcunu Fellowship Doctoral Award was awarded to Dr TG Makhado (Faculty of Health Sciences), and the Fellowship for Masters was awarded to Ms R Letsoalo (Faculty of Science, Engineering, and Agriculture).
- Professor NN Feza was recognised as the winner of the 2023 Higher Education Women in STEM Award, and she was a finalist for the Trailblazer Lifetime Achiever.

### University Research Open Day Awards

In the academic year 2023, the University of Venda celebrated excellence in research through a research open day in recognition of research undertaken in various faculties. Awards were made for



the first, second, and third best posters and the first and second experimental displays in each faculty.

### University Capacity Development Programme (UCDP)

The University of Venda received funding from the Department of Higher Education and Training that will be used towards capacity development on teaching and learning, research, and student success. The Directorate of Research and Innovation (DRI) and Centre for Higher Education Teaching and Learning (CHETL) are mandated to ensure that activities are expedited and aligned with the Ministerial

statement, the National Development Agenda, DHET operational procedures, and the UNIVEN strategic objectives.

The total allocation from DHET is R19 million for 2023, the total budget as per the approved UCDP plan (2021–2023 cycle) is R18 million for 2023, and the actual amount received for 2023 is R14 million from DHET which comes in tranches.

1. First tranche of R4,734,000
2. Second tranche of R4,734,000
3. Waiting for R5 million from DHET.

Table 27: UCDP Funding

Management accounts from 1 April to 31st December 2023		
Project number	Project name	Budget
Project 1	Capacity development of university teachers and researchers	R 3 369 854.00
Project 2	Enhancing students' throughput and success	R 5 473 497.00
Project 3	Recognition of excellence in teaching and research	R 2 971 301.00
Project 4	UNIVEN Precedencies	R 91 591.00
Project 5	Curriculum Development	R 440 432.00
Project 6	Institutional Collaborations and Partnerships	R 719 085.00
Project 7	Management of the UCDP	R 982 387.00
<b>Total Amount Received</b>		<b>R 14 048 147.00</b>

### Outputs produced

The 2022 research publication outputs subsidy award by DHET to UNIVEN amounted to a total of 337,940 units with an estimated brand value of R43,091,405.28. A rejection of 60,37 units occurred because some articles were not in the current DHET accredited journal list, and some books and conference proceedings did not meet the subsidy requirements, such as adequate technical supporting evidence. The award of 337,940 units for 2022, compared to 116,227 units for 2021, represents an increase of 221,713 units. This is the highest allocation of units in the history of UNIVEN's research publication outputs. The allocation positively impacted the University's ranking compared to other South African institutions of higher education.

### Research Publications Output (2019-2022)

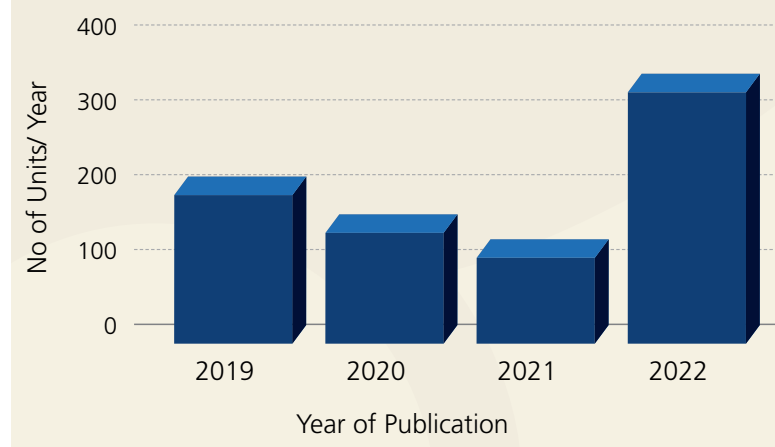


Figure 9: Research publications output



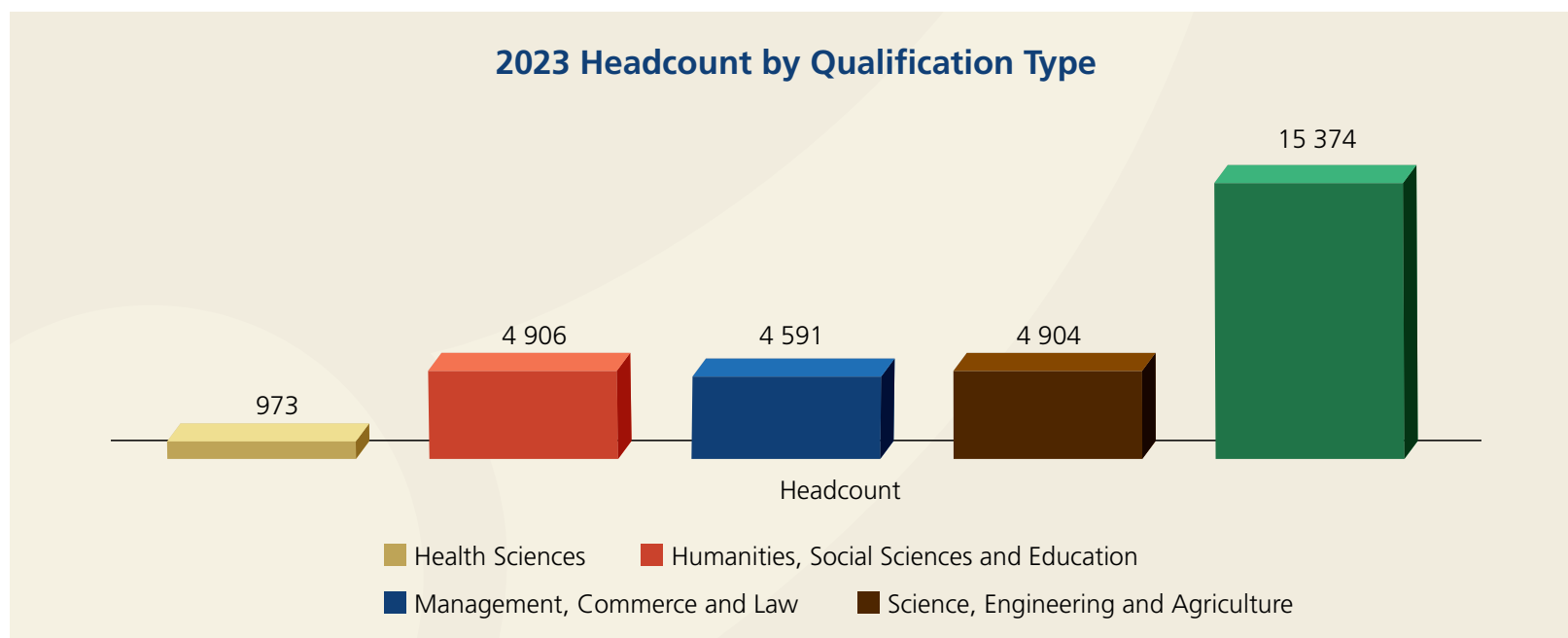


Figure 10: Composition and size of the student body

The under-enrolment against the headcount targets in the DHET-approved enrolment plan experienced in 2020 and 2021 continued in 2022 (see table below), although with a slight deviation. The University has successfully met the revised enrolment targets for the 2023 academic year, as per the revised enrolment plan for the period 2023-2025.

Table 28: Headcount Enrolment

UNIVEN	2021	2021	2022	2022	2023	2023
	Target	Actual	Target	Actual	Target	Actual
First-time entering undergraduates	3 406	2 797	3 474	3 358	3 376	3 439
<b>Total undergraduates</b>	<b>15 414</b>	<b>13 406</b>	<b>13 617</b>	<b>13 508</b>	<b>13 747</b>	<b>13 793</b>
<b>Total postgraduate</b>	<b>1 918</b>	<b>1 400</b>	<b>1 409</b>	<b>1 454</b>	<b>1 431</b>	<b>1 581</b>
<b>Total Enrolment</b>	<b>17 332</b>	<b>14 806</b>	<b>15 026</b>	<b>14 962</b>	<b>15 178</b>	<b>15 374</b>

The 2023 enrolments per major Classification of Educational Subject Matter (CESM) categories are shown in the figure below.



## 2023 UNIVEN Enrolments by CESH Category

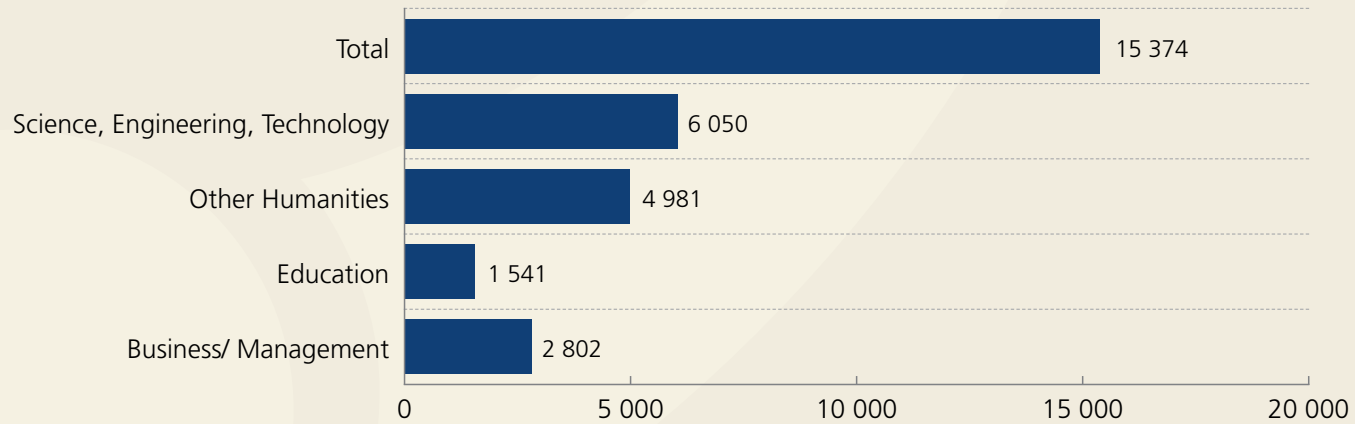


Figure 11: Enrolments by CESH Category

Although the University managed to maintain its focus on enrolments in Science, Engineering, Technology (SET), getting within one percentage point of the ministerial target, the decline in the percentage enrolments in Business and Management is concerning and will be addressed during the remainder of the current enrolment cycle. The below-target enrolments in Education were the result of the two years (2020 and 2021) when no first-time entrants (FTENs) were registered in unaligned Bachelor of Education qualifications.

**Prof NB Nthambeleni**

**Vice-Chancellor and Principal**





# Report of the Institutional Forum to Council



**Mrs MT Mulaudzi**

**Chairperson of the Institutional Forum**

Since its establishment, the Institutional Forum has played an advisory role in various matters within the University, such as the appointment of the Vice-Chancellor and Principal and the approval of the Executive and Senior Management Structures. The members of the Forum were elected from both the internal and external constituencies. The following constituencies are represented by two members each in the Institutional Forum:

- Council
- University Management
- Senate
- Academic Staff
- Administrative Staff
- Service Staff
- Convocation
- Student Representative Council

The nomination of representatives was transparent and democratic. The following members represented their structures on the Institutional Forum:

Table 29: IF Composition

IF Composition	Members
<b>Convocation</b>	Ms KS Makgoka Ms SST Masutha
<b>Council</b>	Mr R Mushweu Mr ME Selomo
<b>Management</b>	Mr A. Mukheli Mrs MT Mulaudzi (Chairperson)
<b>Senate</b>	Prof MF Mapaya Prof PO Bessong
<b>Academic Staff</b>	Mr R Chauke (Deputy Chairperson) Dr TE Sekitime
<b>Administrative Staff</b>	Mr L Netshifhefhe Mrs R Nelwamondo
<b>Service staff</b>	Mrs G Luvhimbi Vacant
<b>Student Representative Council (SRC)</b>	Mr A Sithole (term expired on 30/09/2024) Mr P Tshikwama (term expired on 30/09/2024)

All members of the Institutional Forum have an identifiable and significant constituency and mandated capacity to act on behalf of their constituencies.

The Executive Committee of the Institutional Forum consisted of:

Table 30: IF EXCO

IF Executive Committee	Members
<b>The Chairperson</b>	Mrs MT Mulaudzi
<b>The Deputy Chairperson</b>	Mr R Chauke



IF Executive Committee	Members
<b>The Secretary to the IF</b>	<ul style="list-style-type: none"> <li>• Adv EN Lambani (Outgoing University Registrar)</li> <li>• Dr JJ Baloyi (University Registrar), from 01 November 2024</li> </ul>
<b>Three additional members</b>	<ul style="list-style-type: none"> <li>• Ms KS Makgoka</li> <li>• Ms SST Masutha</li> <li>• Prof MF Mapaya</li> </ul>

The functions of the Institutional Forum are to:

a) Advise the Council on issues affecting the institution, including:

- The implementation of the Act and the national policy on higher education.
- Race and gender equity policies.
- The selection of candidates for senior management positions.
- The code of conduct, mediation, and dispute resolution procedures.
- The fostering of an institutional culture that promotes tolerance and respect for fundamental human rights.

b) Perform such other functions as determined by the Council.

In the year under review, the Institutional Forum held one workshop and seven meetings, three of which were special.

### Attendance for the year under review

Table 31: IF Attendance

NAME	02/03/2023	19/04/2023 (Special)	10/05/2023	21/06/2023 (Special)	12/07/2023 (workshop)	04/08/2023 (Special)	04/10/2023	Number of meetings attended
Mrs MT Mulaudzi	√	√	√	√	√	√	√	7/7
Mr A Mukheli	√	√	√	√	√	x	√	6/7
Mr ME Selomo	√	x	√	√	x	√	√	5/7
Mr R Mushweu	√	√	√	√	√	√	√	7/7
Prof MG Mapaya	√	√	√	√	√	√	√	7/7
Prof PO Bessong	X	x	√	√	x	√	x	3/7
Mr R Chauke	√	√	√	√	√	x	√	6/7
Dr TE Sikitime	√	x	√	√	√	√	x	5/7
Mr L Netshifhefhe	√	√	X	√	√	√	x	5/7
Mrs MR Nelwamondo	√	√	√	√	√	√	√	7/7
Ms G Luvhimbi	X	x	√	x	x	√	x	2/7
Mr A Sithole	X	x	X	x	x	√	x	1/7
Mr P Tshikwama	X	x	X	x	x	x	x	0/7
Ms KS Makgoka	√	√	√	√	√	√	√	7/7
Ms SST Masutha	√	√	√	√	√	x	√	6/7
Adv AE Nemukula	√	√	√	√	√	√	√	7/7
Adv EN Lambani	√	√	X	√	x	x	√	4/7

Legend: Tick = attended| Cross = did not attend| Dash = not yet a member or no longer a member



## Key outputs for the year under review

### Institutional Forum Workplan 2023

During the year under review, the Institutional Forum developed a 2023 Workplan, which consists of three focus areas with a dedicated championing team for each. The focus areas of the plan are outlined below:

- Employment Equity and Transformation
- The University Structure
- Grow Your Own Timber (GYOT)

### Employment equity and transformation

The Institutional Forum noted some positive developments at the University of Venda regarding employment equity and transformation during the year under review. The appointment of an additional female to an executive position improved gender equity at this level. This improvement, coupled with the gender balance at the senior management level, where there are 12 males and 12 females, is a positive development. The Institutional Forum also noted the establishment of a Transformation Office for accelerating transformation at UNIVEN. Although these positive developments are noted with appreciation, the issues listed below require attention, and the Institutional Forum recommends that they should be considered.

- There is a need to renew the Equity Forum to ensure that it remains relevant and supports the strategic direction of the University
- The recruitment of foreign nationals should be informed by scarce skills and the need for skills transfer.

### University Structure

The creation of a responsible and accountable leadership and management structure in the faculties is a good development. The creation of substantive positions of the Executive Deans, Deputy Deans for teaching and learning as well as research and postgraduate studies, Heads of Academic Departments, and Faculty Managers is a step in the right direction required for the effective implementation of the

institutional strategy. However, the implementation of this structure is taking longer than expected, and the provision of administrative support for the new structure is also inadequate. To address these concerns, the institution should accelerate the implementation of a new faculty management structure and ensure the review of the faculty structure to incorporate the required administrative support.

### Grow Your Own Timber (GYOT)

The Institutional Forum noted that the Grow Your Own Timber concept has been incorporated into the existing human resources policies. GYOT is also practised in some departments. However, there are no guidelines on the implementation of the concept, which could lead to misinterpretation and abuse. To address this problem, the Institutional Forum recommended that the guidelines be developed to ensure that GYOT is implemented consistently across the departments and institutes and that the GYOT concept must be incorporated into the institution's Talent Management Policy rather than having the institution develop a standalone policy.

### Recruitment for the position of DVC: Teaching and Learning

During the period under review, the Institutional Forum advised the Council to accept the recommendations of the selection panel to appoint Prof Eucebious Lekalakala-Mokgele as the Deputy Vice-Chancellor: Teaching and Learning.

### Evaluation Process for the Renewal of Contract of the Vice-Chancellor and Principal, Prof NB Nthambeleni

The Institutional Forum advised the Council to accept the recommendation of the Evaluation Panel to renew the employment contract of Prof NB Nthambeleni for another five-year term, effective from 1 January 2024 to 31 December 2028, when he would have completed two successive terms.

### Selection process for the position of the University Registrar

The Institutional Forum advised the Council to accept the recommendations of the selection panel to appoint Dr JJ Baloyi as the University Registrar.



## Institutional Forum Workshop

The Institutional Forum's workshop was held on 12 July 2023 at the Ranch Hotel in Polokwane. The Management presented the University of Venda's Strategic Direction, organogram, Employment Equity Plan (targets, achievements, challenges), and Institutional Policy on Employment Equity. The Institutional Forum agreed to submit comments and inputs towards the review of the policy.

Adv D Shirindza of the Department of Labour presented the National Framework of Employment Equity and outlined the Employment Equity Act 55 of 1998. The Institutional Forum agreed that accurate quarterly reports should be submitted to the Department of Labour.

**Mrs. M.T Mulaudzi**

**Chairperson of Institutional Forum**

**Dr J.J Baloyi**

**University Registrar**





# Report on internal administrative/operational structures and controls



## System of internal controls

The University of Venda is continually committed to good corporate governance. During the reporting period, it has implemented various internal control mechanisms to regulate the safeguarding of the institution's assets and the preparation of reliable financial information.

## Operational structures

The University has developed, approved, and implemented several policies and procedures to guide the operations of its divisions and faculties. It has also established the Governance, Ethics, and Compliance Unit to identify and monitor compliance with the relevant legislation. The University Registrar serves as the custodian of the Council-approved policies.

Divisional managers review the standard operating procedures to ensure alignment with the approved policies and further to ensure adequate articulation of the day-to-day processes and controls. Both the manual and automated controls were encapsulated into the operational procedures to mitigate risks effectively. The University continues to make the best use of the latest and most secure

information technology to support efficient and effective operations and curb cyber threats. An ICT Steering Committee meets quarterly to consider information security, backups, user access, and disaster recovery issues.

The internal audit function evaluates the adequacy of the internal control environment through the implementation of an annual plan and reports the findings, including recommendations, to the management. The reports are shared with the Council through its Audit and Risk Committee. The University of Venda assessed its internal control systems for the 2023 financial year to ensure their effectiveness in the financial reporting and safeguarding of assets. This was carried out through the overall conclusion of the internal audit function and the reports from the management in key operational portfolios.

Risk Management facilitated the review of the 2023 strategic risk register, which resulted in the development of the risk-based internal audit annual plan, focusing on the evaluation of controls to mitigate high-risk areas.

## Governance Structures

The University has various management structures and Council committees that meet regularly. It has a fully functional Combined Assurance Forum that maps its assurance activities to the identified strategic risks to give assurance to the oversight structures. The Risk Management Committee and Audit Committee of the University are both chaired by independent (external) chairpersons. These committees have contributed positively to the University's risk, audit, technology, and compliance management processes in the period under review.

The Audit and Risk Committee reviewed reports from management on internal administrative and operational structures and controls at its meeting of August 2023. At this meeting, the reports detailing the processes and controls for safeguarding the University's assets were shared by the management.



*Makwarela*

**Mrs MD Makwarela**

**Director Internal Audit and Risk**

*O van Heerden*

**Dr O VAN HEERDEN**


**Chairperson: Audit and Risk Committee**







# Report on risk exposure assessment and management



**Mr T Sibiya**  
Risk Officer



**Ms N Maharaj**  
Chairperson of the Risk Management Committee

Risk assessment, management, and monitoring are the ongoing processes that are integrated with the daily operational and management activities of the University of Venda. Risk assessment mainly focuses on the financial, non-financial, and fraud-related risks that may prevent the University from achieving its strategic objectives. The existing external whistle-blowing hotline, which is managed by a dedicated independent service provider, creates a platform for stakeholders to report any suspected fraud, corruption, and unethical behaviour.

The University of Venda’s Risk Management Committee (RMC) meet every quarter to consider risk exposures and management action plans for managing the risks. The Committee’s activities are reported quarterly to the Audit and Risk Committee of the Council.

The Risk Management Committee during the period under review was constituted as follows:

Table 32: RMC Members

Name	Designation/ Member status
1. Ms N Maharaj	Chairperson (Independent External Member)
2. Prof NB Nthambeleni	Vice-Chancellor and Principal
3. Prof E Lekalakala-Mokgele	Deputy Vice-Chancellor: Teaching and Learning
4. Dr RL Martin	Deputy Vice-Chancellor: Corporate Services
5. Mr LB Kraziya	Chief Financial Officer
6. Prof NN Feza	Deputy Vice-Chancellor: Research and Post-Graduate Studies
7. Dr JJ Baloyi	University Registrar (Secretary to Council)



The following staff members have a standing invitation to the Risk Management Committee:

- Director: Internal Audit and Risk
- Director: Financial and Management Reporting
- Director: Supply Chain Management and Expenditure
- Director: Facilities Management
- Director: Protection Services
- Director: Human Resources Management
- Director: Strategy, Monitoring and Evaluation
- Director: Institutional Planning and Quality Assurance
- Director: Information Communication and Technology
- Risk Officer
- Head: Governance and Compliance

**Mr T Sibiya**

**Risk Officer**

**Ms. N Maharaj**

**Chairperson: Risk Management Committee**

**Dr O VAN HEERDEN**

**Chairperson: Audit and Risk Committee**





# Report of the Audit and Risk Committee

## **Role and responsibilities of the Audit and Risk Committee**

The primary role of the committee is to assist the Council in fulfilling its oversight responsibilities on the financial reporting processes, risk management, and monitoring of compliance with applicable laws and regulations, including the code of conduct. The committee further serves as a link between the Council and its external auditors. It reviews the integrity of the financial information and the effectiveness and adequacy of the University's internal controls, including the internal audit function.

## **Audit and Risk Committee Charter**

The Audit and Risk Committee has discharged its governance responsibilities as per the Council-approved terms of reference during the period under review.

## **Membership composition and meetings**

The committee consists of seven independent members with the requisite skills and experience, and its meetings occur every quarter (four times a year) as required by the terms of reference. The Vice-Chancellor and Principal, Registrar, Deputy Vice-Chancellors, and Chief Financial Officer are ex officio members of the Committee.

The Directors for Financial Management and Reporting, Supply Chain and Expenditure, Information and Communication Technology, Legal Services, Human Resources, Facilities Management, Quality Assurance, Communications, Strategy Monitoring, and internal and external auditors attend meetings by invitation as resource personnel. The Risk Officer and the independent external chairperson of the Risk Management Committee also attend the meetings to appraise the committee on emerging risk issues and changes to the institution's risk exposures.

The committee held a total of four ordinary and two special meetings during the period under review.

## **External auditors**

Chapu Chartered Accountants and Registered Auditors are the independent external audit service providers to the University of Venda. The Audit and Risk Committee is satisfied that the firm is accredited by the Independent Regulatory Board for Auditors (IRBA) and complies with the criteria relating to independence or conflicts of interest as prescribed by IRBA. The committee further recommended Chapu Chartered Accountants and Registered Auditors to the Council for approval as the University's external auditor for the 2023 financial year.

## **Internal financial control**

In addition to the report on internal operational structures and controls highlighted in this annual report, the formal reports submitted by the internal auditors of the University were reviewed and discussed. Based on these reports and considering the information and explanations given by the management, the committee submits that the University's system of internal financial controls was effective and forms a basis for the preparation of reliable financial statements, except for those identified in the report of the external auditors.

## **Financial statements (including accounting practices)**

The committee has reviewed the financial statements of the University and its subsidiary and found them to be compliant with the International Financial Reporting Standards (IFRS) and Regulations for Reporting by Public Higher Education Institutions.



## Expertise and experience of the finance function

The Audit and Risk Committee has received reports on the human capital of the Finance Department from the Chief Financial Officer, which also contained training interventions to augment the skills and expertise of the function.

## Internal audit

The committee has considered and approved the internal audit plan for the 2023 financial year. The internal audit function is responsible for reviewing and providing assurance on the adequacy and effectiveness of the internal control environment. The Director of Internal Audit is responsible for reporting the findings of the internal audit work against the agreed internal audit plan to the committee regularly. The Director of Internal Audit has direct access to the committee.

## Recommendation of the annual report for approval by the Council

The Audit and Risk Committee recommends the 2023 Annual Report for approval by the Council.

**Mrs MD Makwabela**

**Director: Internal Audit and Risk**

**Dr O van Heerden**

**Chairperson: Audit and Risk Committee**





# Report on Transformation

## Report on transformation

In the year under review, the Council of the University of Venda approved the establishment of a Transformation Office under the Department of Human Resources to coordinate and professionalise transformation work. Recruitment for the Head of Transformation position is in progress, wherein a suitably qualified and experienced person will be appointed to champion the transformation agenda by outlining the strategy, structure, and goals of the section. The unit will provide institutional support and tools for developing transformation plans and generating transformation reports in alignment with the transformation barometer within the higher education sector. The transformation report will serve the general principles of transparency, openness, and accountability, which are the heart of the transformation agenda at the University of Venda.

## Level of inclusion of students with disabilities

Most of the buildings are being revamped to comply with universally designed standards. The Council approved the policy on supporting students living with disabilities. The University has established a Disability Unit, where the transformation is aligned to the needs of students living with different abilities at local, regional, national, and international levels. The process of transformation has thus far created significant changes in administrative governance within the Disability Unit. In addition, in 2023, we appointed better-qualified staff and improved the student profile. The unit is resourced with updated assistive technology that can support students with different learning needs.

## Health transformation

In 2023, multiple health campaigns were conducted aimed at transforming the health and well-being of the university community with the view to engage them on economic and social challenges within the local and regional contexts. The Campus Health and

Wellness Unit conducted health transformation interventions to improve the lives of the students and staff through themes of transformation focusing on ensuring that young women and young men have access to resources and transformation knowledge to assist them in overcoming challenges of sexual harassment and gender-based violence, unwanted pregnancy, HIV/AIDS, social exclusion, and gatekeeping.

## Equity and redress

In 2023, the institution advanced demographic representation at the executive level with the appointment of a female executive. Although the institution has retained a diverse workforce, males are still more represented than females, at 67%, while their female counterpart represents 33% at the top management level. We are making progress at all other occupational levels below the Senior Management level. Currently, 1.6% of the total workforce consists of people living with disabilities.

## Employment Equity Forum

The 2023 Employment Equity Report for the period 1 January to 31 December 2023 was submitted to the Department of Employment and Labour timeously. The Employment Equity Forum (EEF) is constituted and active. The EEF members represent different stakeholders, and they meet quarterly to discuss progress in implementing the Employment Equity Plan. One of the significant improvements noted at the top management level is the appointment of a second African female, increasing the percentage of females to 33.3% at that level.

The table below reflects the staff profile in terms of gender, race, and disability per occupational levels as of 31 December 2023 and further confirms the University's commitment to address transformation.



Table 33: Employment Equity

Occupational Levels	Male				Female				Foreign Nationals		Total
	A	C	I	W	A	C	I	W	Male	Female	
Top management	3	1	0	0	2	0	0	0	0	0	6
Senior management	11	0	0	0	9	0	0	1	2	0	23
Professionally qualified and experienced specialists and mid-management	43	1	1	4	45	0	0	2	36	2	134
Skilled technical and academically qualified workers, junior management, supervisors, foremen, and superintendents	297	0	0	4	287	2	3	4	33	11	641
Semi-skilled and discretionary decision making	44	0	0	0	50	0	0	0	0	0	94
Unskilled and defined decision making	23	0	0	0	32	0	0	0	0	0	55
TOTAL PERMANENT	421	2	1	8	425	2	3	7	71	13	953
Temporary employees	1	0	0	1	0	0	0	0	0	0	2
<b>GRAND TOTAL</b>	<b>422</b>	<b>2</b>	<b>1</b>	<b>9</b>	<b>425</b>	<b>2</b>	<b>3</b>	<b>7</b>	<b>71</b>	<b>13</b>	<b>955</b>

Table 4: Employment equity as of 31 December 2023

**Prof NB Nthambeleni**

**Vice-Chancellor and Principal**

**Mr JM Lekgetha**

**Chairperson of Council**





# Annual financial review



**Mr LB Kraziya**  
Chief Financial Officer


161% decrease from 2022. The deficit for the year was driven by the impairment of buildings of R184 million (2022: R178 million) that resulted from the revaluation of immovable assets at the end of the year. Expected credit losses (ECL) increased from R38 million impairment reversal in 2022 to R178 million in 2023. The increase is attributed to unpaid cumulative debt from NSFAS dating from 2017, cancelled stop order mandates after registration, NSFAS-funded students who were subsequently defunded during the year, and cumulative debt from self-funded students.

When excluding the impact of the impairment and expected credit losses, the surplus decreased by 14% year-on-year due to increased expenditure. Expenditure (excluding depreciation, amortisation, and impairments) was up 17% year-on-year. Despite the improved average inflation of 6.0% (2022: 6.9%), expenditure still increased due to increased spending on the maintenance of student and staff residences. Furthermore, Group personnel costs increased by 12% from annual salary increases and a higher headcount of 1 425 (2022: 1,305).

## Financial Overview

During the period under review, the University of Venda realised a deficit of R177 million (2022: R291 million surplus), representing a

## Financial status at a glance





## Revenue

Table 34: Group Revenue

Income (R'000)	2018	2019	2020	2021	2022	2023
State subsidies and grants	617 954	848 740	909 283	907 393	890 601	962 005
Tuition and other fees	536 957	565 480	461 654	663 328	641 756	683 595
Research income	143 222	92 423	37 018	71 077	53 533	54 297
Other Income	-	936	14 011	17 132	36 312	49 797
Investment Income	34 555	44 422	48 079	51 767	91 715	145 011
Private gifts, donations, and Grants	6 540	187	709	2 155	1 386	1 801
<b>Total</b>	<b>1 339 228</b>	<b>1 552 188</b>	<b>1 470 754</b>	<b>1 712 852</b>	<b>1 713 936</b>	<b>1 896 506</b>

Table 5: Six-year trend of income generation

Table 5 illustrates a six-year trend of income generation in the Group. The composition has stayed the same in this period, with state subsidies taking up the majority share of the revenue.

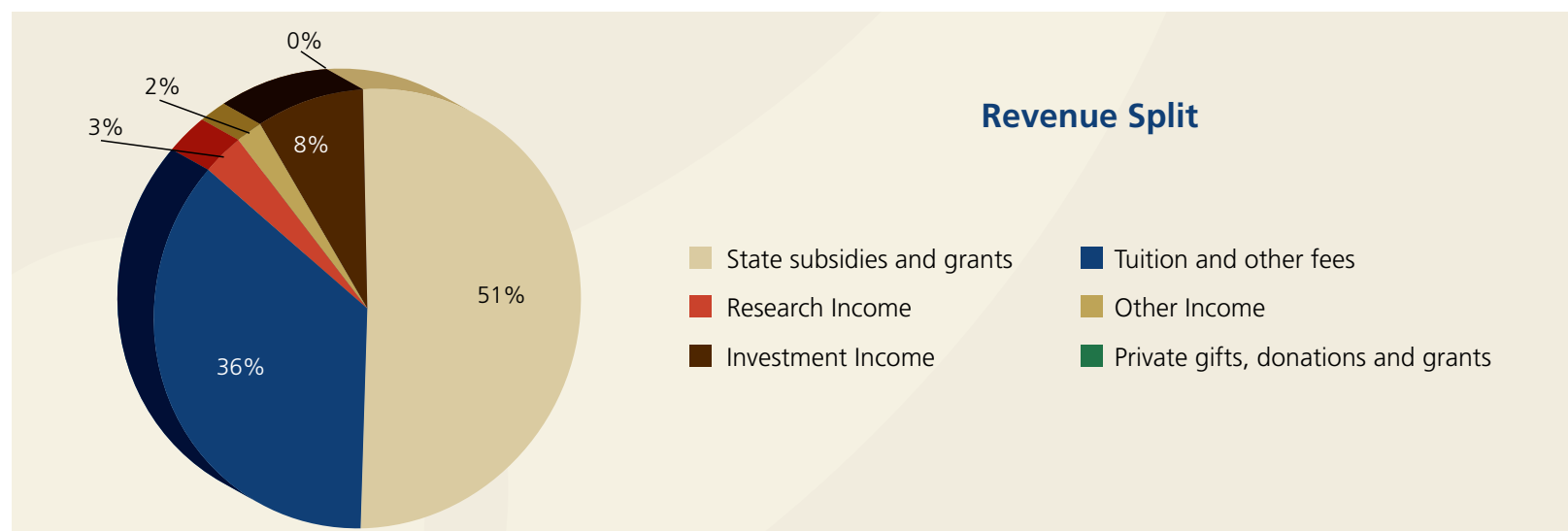


Figure 12: Revenue split

Income grew by 11% year-on-year. The Group still receives the majority share of revenue from government grants at 51% (2022: 52%), followed by student fees at 36% (2022: 37%). The Group's third-stream income was 13% (2022: 11%) of total income.

Investment income was the key driver of improved third-stream income, growing by R53 million (2022: R40 million) in response to a change in investment strategy. Tuition and other student fees also saw a 7% rise from 2022 levels, driven primarily by an increase in enrolment from 14,962 in 2022 to 15,248 in 2023, alongside annual increases in student fees.





## Expenditure

Table 35: Group Expenditure

Expenses (R'000)	2018	2019	2020	2021	2022	2023
Personnel costs	671 622	717 941	737 887	793 730	857 713	963 842
Other operating expenses	391 801	438 940	328 011	408 497	508 850	642 362
Expected credit losses	937	129 855	35 901	-12 256	-28 364	178 275
Depreciation and impairment	100 091	109 809	179 709	322 900	61 858	250 512
Finance cost	10 230	10 365	10 442	10 087	22 210	38 143
<b>Total</b>	<b>1 174 681</b>	<b>1 406 910</b>	<b>1 291 950</b>	<b>522 958</b>	<b>1 422 267</b>	<b>2 073 134</b>

Table 6: Group expenditure

Group total expenditure was R2,0 billion compared to R1,4 billion in 2022, a 46% increase driven by an increase in impairment and expected credit losses as the University embarked on a revaluation of immovable assets in line with the accounting policy and a significant provision for expected credit losses based on the revised model. Personnel costs increased by 12% (2022: 8%), contributing 47% (2022: 62%) to total expenses, which further translates to 51% (2022: 50%) of revenue. Staff costs have been rising steadily as the Group is growing and filling vacant and new positions as part of its strategy implementation. Headcount grew 9% from 1,304 in 2022 to 1,425 in 2023.

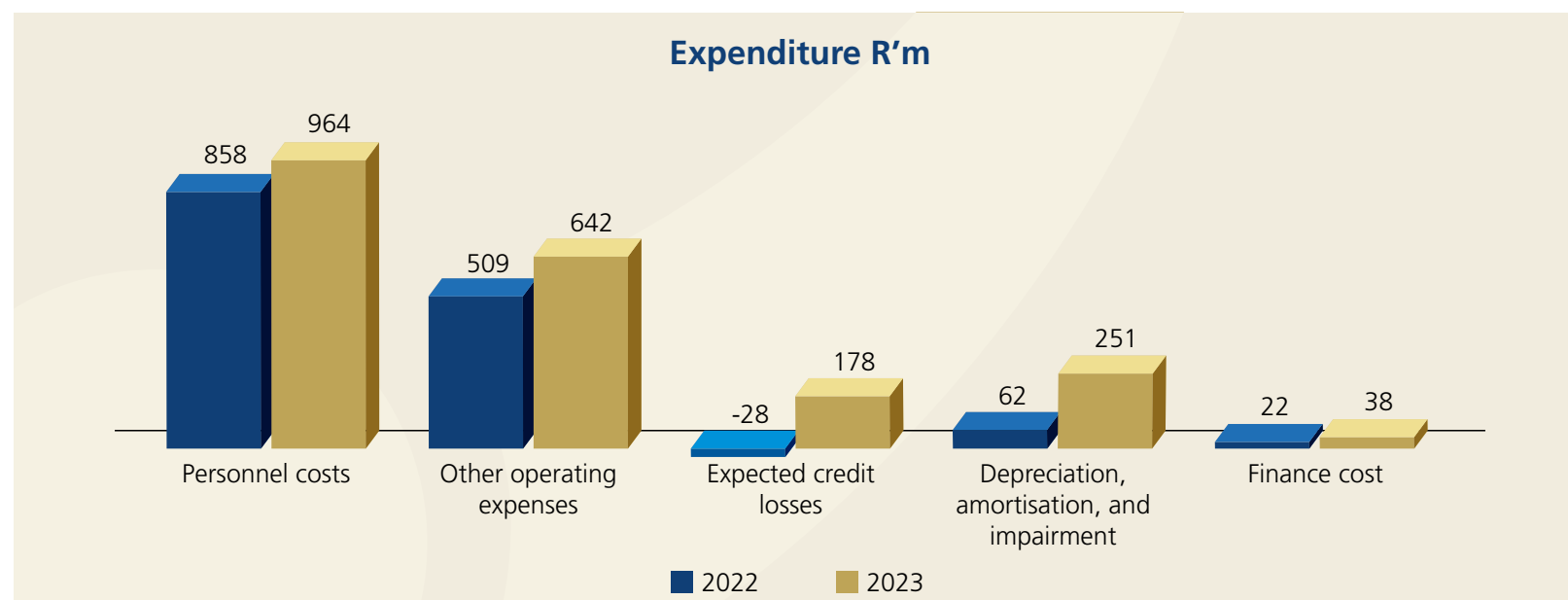


Figure 13: Group expenditure



Other operating expenses saw a 26% rise compared to the previous year due to the following factors:

- The University's heightened emphasis on student support is evident in a 92% increase in expenditures related to student support.
- Costs for repairs and maintenance surged by 61%, driven by the University's intensified efforts to enhance infrastructure maintenance.
- Security expenses rose by 36% due to increased demands for security services, particularly with the establishment of new student residences necessitating additional security officers.

- The Group's encounter with load shedding during the year led to a R10 million uptick in petrol and diesel costs due to extensive generator usage.

The Group's expected credit losses have been trending downward since 2021 due to improved student debt collection and increased bursary allocations as more remittances were received in 2022. However, 2023 has seen a significant increase in expected credit losses due to accumulated NSFAS debt and NSFAS defunded students. Finance costs have also shown a 72% increase as the capitalisation of interest on the DBSA loans for the construction of residences has ceased due to the completion of the Mvelaphanda Female Residence.

## Financial Position

Table 36: Group Financial Position

Position (R'000)	2018	2019	2020	2021	2022	2023
PPE	2 397 108	2 453 686	2 337 207	2 294 224	2 440 974	3 009 969
Investments	50 351	59 804	62 404	64 905	98 672	212 218
Cash and cash equivalents	822 107	1 149 342	1 646 745	1 788 919	1 881 352	1 758 403
Trade and other receivables	305 010	236 034	219 803	279 655	299 326	299 986
Borrowings	300 000	281 110	264 159	247 207	230 316	213 432
Trade and other payables	261 424	454 375	467 616	523 385	452 074	475 748
Equity	1 711 731	1 846 425	1 968 390	2 160 571	2 447 705	2 665 808

Table 7: Financial Position

Total assets are up by 11% (R529 million) compared to 2022.

Property, plant, and equipment have increased by 23%, with the key contributors including R329 million (2022: R178 million) worth of asset construction, as well as the purchase of computer equipment (R31 million), fleet vehicles (R12 million), furniture (R13 million), and other equipment (R42 million). Another contributing factor is the revaluation of immovable assets, which resulted in a revaluation surplus of R393 million.

Investments rose to R211 million (2022: R99 million) due to the additional investment in this portfolio to build financial reserves for the University. The amount invested was the interest earned from university-owned funds and proceeds from the auction sales.

Trade and other Receivables are consistent with the 2022 financial year. This is because debt amounting to R364 million was impaired at the end of the 2023 financial year. NSFAS and self-funded students are the major contributors to the huge impairment.

Cash and cash equivalents declined as expected as grant spending accelerated in 2023. Furthermore, R101 million was moved to long-term investments during the year.

The total liabilities increased by 15% (R94 million) compared to 2022. The following are the main contributors to the increase:

Deferred income has increased by 20% compared to last year, driven primarily by receipts from Infrastructure Efficiency Grant (IEG) and



Sibusiso Bengu grants. During the 2023 financial year, the Group received an allocation of R360 million from the Department of Higher Education earmarked grants. More expenditures from these grants are planned for 2024. The R1.4 billion deferred income pertains to IEG projects, most of which are already completed; however, revenue recognition will occur over the assets' useful life. Similarly, deferred income related to IEG will decrease steadily over the asset's useful life.

The post-employment medical obligation is 9% higher than the prior year. The medical aid subsidy inflationary increases contributed to the increase. This obligation relates to the Group staff members employed on or before 30 June 2016 and entitled to a 60% subsidy

### Key Ratios

Table 37: Key Ratios

Financial Position (R'000)	2018	2019	2020	2021	2022	2023
Revenue growth	20%	16%	-5%	16%	0%	11%
Subsidies to revenue	46%	55%	62%	53%	52%	51%
Tuition to revenue	40%	36%	31%	39%	37%	36%
Expense growth	1%	20%	-8%	18%	-9%	46%
Personnel to revenue	50%	46%	50%	46%	50%	51%
Personnel to expenditure	57%	51%	57%	52%	62%	46%
Return on cash and investments	4%	4%	3%	3%	5%	7%
Equity growth	37%	8%	7%	10%	15%	9%

Table 8: Key Ratios

The ratios paint a picture of the performance of the Group in the last six years. Although we have been able to grow equity (reserves) since 2018, we need to improve revenue growth.

The University remains a going concern with healthy cash flows and prudent financial management.

### Revenue and Financial Aid Directorate

Revenue and Financial Aid is one of the three Directorates within the Finance Division. Its backbone comprises Cashflow and Investment Management, Financial Aid, Bursaries and Scholarships Management, and Student Finance Management. The core responsibilities include overseeing student debtors' management, cashier and investment

of their medical aid risk contribution after retirement. Trade and other payables increased by 6% due to accruals raised at the end of the year.

Though the overall liabilities increased, lease liability and borrowings are down by 18% and 7%, respectively, mainly because of the repayments made during the year.

Equity has been increasing steadily since 2017, which will be good for the University's sustainability in the future. The 2023 increase is mainly due to the revaluation surplus realised as the Group has realised a deficit in the current year.

management, financial aid administration, and receivables management. Receivables management involves generating invoices for sponsors, setting up student and other fees in the system, and managing student registration from a financial perspective.

### Financial aid

The financial aid landscape at UNIVEN demonstrates its commitment to providing access to higher education for all students who choose UNIVEN as their university of choice. In alignment with SDG4, target 4.3, which aims to increase access to higher education for all, UNIVEN employs the Acknowledgment of Debt (AOD) process and the Vice Chancellor Bursary to assist academically performing students without



funding. The SRC also contributes to SDG4 by allocating a portion of its budget toward student registration.

Furthermore, the University disbursed R20 million to 2,701 students in 2022 and to 4,123 students in 2023. The effectiveness of the AOD process helped us to distribute funds to more students as debts gradually decreased over time.

UNIVEN relies on government bursaries provided through NSFAS and NSFAS pre-funded for students from disadvantaged backgrounds who meet NSFAS funding criteria. The Financial Aid Department sends invoices to external sponsors (both private and government) and regularly follows up on outstanding invoices. The diagram below reflects the financial aid provided to students enrolled in 2022 versus 2023.

In 2023, the solution for students in the “missing middle” category was still under debate. However, to manage their debt, we committed these students to the AOD contract, ensuring they settle their debts monthly.

The graph below reflects the funding status of NSFAS and other sponsors.

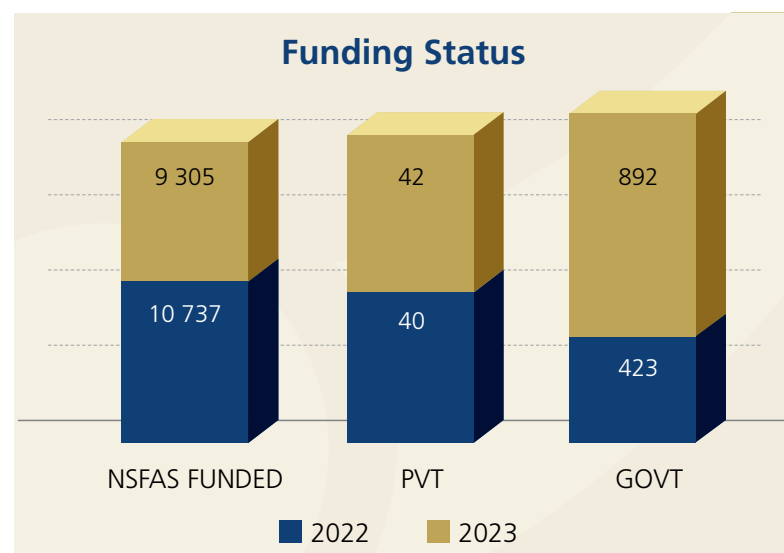


Figure 14: Number of funded students

As of December 31, 2023, total enrolments were 15,248, compared to 14,962 in 2022, marking a 3.3% increase. However, overall funding declined by 9%.

Of the total number of enrolled students in 2023, 10,239 were funded as of December 31, compared to 11,200 in December 2022, resulting in a year-on-year funding decline of 9%.

The reasons for the loss of funding include poor academic performance, income thresholds exceeding eligibility criteria, and incorrect classification of cohorts in foundation and extended programs. Conversely, funding from private sponsors increased by 5%, and government sponsor funding rose by 53% in 2023 compared to the same period in 2022.

### Student finance

The Student Debtors Section oversees a wide range of tasks, including debt collection, fees management, distribution of statements to students, assistance with tuition fee payment plans, and regular communication regarding general financial issues. Student debt for cash-paying students is managed through payment agreements between the student, their parents, and the University. Total outstanding fees are due in October each year. Any unpaid fees as of October 31 are considered in default, subject to handover to debt collectors, and will undergo a loss assessment.



## Student debt

Table 38: Analysis of Student debt

Student Debt	Dec-23	Dec-22	Contribution	Contribution	Movement	Movement
	R'000	R'000	2023	2022		%
Historical Debt - Old Students	282,877	236,923	45%	54%	45,954	19%
Current Debt - Existing Students	340,204	202,446	55%	46%	137,758	68%
<b>Total Debt</b>	<b>623,081</b>	<b>439,369</b>	<b>100%</b>	<b>100%</b>	<b>183,712</b>	<b>87%</b>
Postgraduate	42,913	34,906	13%	17%	8,007	23%
Undergraduate	297,291	167,538	87%	83%	129,753	77%
<b>Total Current Debt</b>	<b>340,204</b>	<b>202,444</b>	<b>100%</b>	<b>100%</b>	<b>137,760</b>	<b>68%</b>
Government Sponsors	7,647	8,985	3%	2%	7,129	79%
NSFAS	305,157	180,966	28%	41%	-5,069	-3%
Private Sponsors	1,203	4,830	0%	1%	-4,361	-90%
Self-Funded	309,078	244,588	69%	56%	186,013	76%
<b>Total Debt by Category</b>	<b>623,083</b>	<b>439,369</b>	<b>100%</b>	<b>100%</b>	<b>183,712</b>	<b>42%</b>

Table 9: Student debt

As of 31 December 2023, the student balance amounted to R623 million, of which R283 million (45%) relates to prior years. NSFAS paid R76 million and R46 million in part payments relating to 2023 debt in January 2024. Other sponsors paid R10 million, and students' accounts were reduced after the year-end. After considering all the post-year-end adjustments, the actual year-end debt will be below R500 million.

Student debt fluctuates because of the following factors:

- Unpaid cumulative debt from NSFAS as the close-out project we initially agreed on in 2022 had to be reworked. The closeout project is still a work in progress.
- Students who enrolled through AoD and subsequently cancelled stop order mandates after registration.
- Students funded by NSFAS were defunded after the first allowances were disbursed and accommodations were allocated to students. NSFAS refused to carry the cost, although

universities assigned benefits to students based on the funded list from NSFAS.

Student debt has increased by 42% since December 2022, which is contributed by self-funded and funded students' categories.

Some students cancelled stop orders after enrolling through the AOD process, which resulted in decreased collection. The University is working on a process to manage the debit order process. In 2025, all debit orders will be initiated by the University; that process prevents debtors from cancelling debit orders; for them to cancel, they must communicate with us.

### Cash and investment management

Return on investment improved drastically from 2022 to 2023 due to the implementation of investment advice from the Investment Committee and improved relationships with banks.



## Digitalisation

Revenue and Financial Aid automated the following:

- Acknowledgement of Debt application process
- Student refund application process
- Enhanced the student statement of account
- Implement the host-to-host where turnaround of cash is in real-time

## Supply Chain Management (SCM) and Expenditure

The mandate of the Supply Chain Management and Expenditure Department was to manage the supply chain and expenditure of the University in line with the applicable legislative framework to support Departments, Faculties, and Schools in achieving their strategic objectives. The effectiveness and efficiency of processes and systems within the department were central in responding to the procurement requirements of our stakeholders.

The activities of the Supply Chain Management and Expenditure Department were achieved through the following Units:

- Procurement Management
- Asset Management
- Stores Management
- Fleet Management
- Trade and Creditors Management
- Payroll Management

During the year under review, the Department heightened the automation of two key processes with the aim of full automation in the coming years. The automation of the sundry payment and travel management processes was concluded and implemented during the year.

## Major achievements

The following is a summary of the major achievements of the Department:

- Successfully held the first online public auction for the University and managed to collect more than R5 million after the administration costs.
- Hosted the second supplier open day with over 500 participants.

The following term contracts were put in place for items that were previously procured through quotations:

- Travel Management (5 years)
- Recruitment agencies (3 years)
- Psychometric assessment services (3 years)
- Property valuation services (3 years)
- Procurement of 733 desktops for the Mathematics and Computation Sciences Laboratory (once-off)

A notable improvement has been recorded wherein 80% of budget cost centres developed and implemented procurement plans. The process has positively contributed towards ensuring that no advertised tenders lapsed before being evaluated, and the turnaround time for finalisation of tenders ranged from 60 to 120 days.

The following significant tenders were adjudicated and awarded during the period under review:

Table 39: Tenders Awarded

No	Description	Project Number	Awarded	Project value	Sourcing strategy	BBBEE Contributor level
1	Construction of Senior Management Committee residence	IN/13/2023	Mintirho Business Enterprise	R36 680 23.24	Open tender	1



No	Description	Project Number	Awarded	Project value	Sourcing strategy	BBBEE Contributor level
2	Construction of Executive Management Committee	IN/12/2023	Ditlou Suppliers and services	R37 862 70.86	Open tender	1
3	Supply, delivery, installation, repairs, refurbishment, and commissioning of fume cabinets and associated works	IN/18/2023	ISHE Trading and Projects JV Mbeu Properties	R19 724 53.61	Open tender	1

### Capacity building

The Department managed to host ten administration assistants and were capacitated to a point where some secured permanent employment, with some staff members within the Department attending user groups, conferences, training sessions, and benchmarks with other universities as part of learning and capacity building. The admin assistants, when they first joined the University in 2022 under the Presidential Internship Programme, and given their exceptional performance as relates to asset management, procurement, trade, and sundry payments, as well as in the preparation of the audit, were retained as admin assistants. The exposure has given them real work experience.

**Mr LB Kraziya**

**Chief Financial Officer**

**Dr SE Smith**

**Chairperson: Finance Committee**





# Abbreviations and acronyms

<b>AOP</b>	Acknowledgement of Debt	<b>EXCO</b>	Executive Committee of Council
<b>APP</b>	Annual Performance Plan	<b>FinCom</b>	Finance Committee
<b>ARC</b>	Audit and Risk Committee	<b>FMCL</b>	Faculty of Management, Commerce and Law
<b>ARIPO</b>	African Regional Intellectual Property Organisation	<b>FSEA</b>	Faculty of Science, Engineering and Agriculture
<b>ARISE</b>	Application, Retention, Instruction, Scholarship, Enablement	<b>FTE</b>	Full-time equivalent
<b>BA</b>	Bachelor of Art	<b>FTEN</b>	First-Time Entering
<b>Bed</b>	Bachelor of Education	<b>FYE</b>	First-Year Entering
<b>BRICS</b>	Brazil, Russia, India, China, South Africa	<b>GBV</b>	Gender Based Violence
<b>CE</b>	Community Engagement	<b>GTCI</b>	Green Technology Confucius Institute
<b>CESM</b>	Classification of Educational Subject Matter	<b>GYOT</b>	Grow Your Own Timber
<b>CFO</b>	Chief Financial Officer	<b>HBUT</b>	Hubei University of Technology
<b>CHE</b>	Council on Higher Education	<b>HEI</b>	Higher Education Institution
<b>CHETL</b>	Centre for Higher Education Teaching and Learning	<b>HEMIS</b>	Higher Education Management Information System
<b>CIDB</b>	Construction Industry Development Board	<b>HEQC</b>	Higher Education Quality Committee
<b>CSIR</b>	Council for Scientific and Industrial Research	<b>HEQSF</b>	Higher Education Qualification Sub-Framework
<b>DALRRD</b>	Department of Agriculture, Land Reform and Rural Development	<b>HR</b>	Human Resources
<b>DFFE</b>	Department of Forestry, Fisheries and the Environment	<b>IAC</b>	Institutional Audit Committee
<b>DHET</b>	Department of Higher Education and Training	<b>ICGEB</b>	International Centre for Genomics Engineering and Biotechnology
<b>DRI</b>	Directorate of Research and Innovation	<b>ICT</b>	Information and Communication Technology
<b>DSAC</b>	Department of Sport, Arts and Culture	<b>IF</b>	Institutional Forum
<b>DSI</b>	Department of Science and Innovation	<b>IFRS</b>	Financial Reporting Standards
<b>DVC</b>	Deputy Vice-Chancellor	<b>IFRS</b>	International Financial Reporting Standards
<b>ECL</b>	Expected Credit losses	<b>IKS</b>	Indigenous Knowledge Systems
<b>EE</b>	Employment Equity	<b>IPQA</b>	Institutional Planning and Quality Assurance
<b>EEF</b>	Employment Equity Forum	<b>IQAC</b>	Institutional Quality Assurance Committee
<b>EMC</b>	Executive Management Committee	<b>IRBA</b>	Independent Regulatory Board for Auditors
<b>EMRC</b>	Executive Management Remuneration Committee	<b>IRD</b>	Institute for Rural Development
<b>EMSL</b>	Environmental Molecular Sciences Laboratory	<b>IRMSA</b>	Institute of Risk Management South Africa
<b>ETDP-SETA</b>	Education, Training and Development Sector Education and Training Authority	<b>IRP</b>	International Relations and Partnerships
		<b>IT</b>	Information Technology
		<b>KPI</b>	Key Performance Indicator
		<b>MBA</b>	Master of Business Administration





<b>MerSETA</b>	Manufacturing, Engineering and Related Services Sector Education and Training Authority
<b>MoA</b>	Memorandum of Agreement
<b>MoC</b>	Memorandum of Cooperation
<b>MoU</b>	Memorandum of Understanding
<b>NDP</b>	National Development Plan
<b>nGAP</b>	New Generation of Academic Professionals
<b>NGO</b>	Non-Governmental Organisation
<b>NIHSS</b>	National Institute for the Humanities and Social Sciences
<b>NIMR</b>	Nigerian Institute of Medical Research
<b>NRF</b>	National Research Foundation
<b>NSC</b>	National Senior Certificate
<b>NSFAS</b>	National Student Financial Aid Scheme
<b>NSW</b>	National Science Week
<b>OTT</b>	Office of Technology Transfer
<b>PAIA</b>	Promotion of Access to Information Act
<b>PG</b>	Postgraduate
<b>PGCE SP</b>	Postgraduate Certificate in Education Senior Phase
<b>FET</b>	Further Education and Training
<b>PhD</b>	Doctor of Philosophy
<b>PoA</b>	Programme of Action
<b>POPIA</b>	Protection of Personal Information Act
<b>RMC</b>	Risk Management Committee
<b>RPC</b>	Research and Publications Committee
<b>SAASTA</b>	South African Agency for Science and Technology Advancement
<b>SABC</b>	South African Broadcasting Corporation
<b>SACPLAN</b>	South African Council for Planners
<b>SADC</b>	Southern African Development Community
<b>SAF-ADAPT</b>	South Africa / Flanders Climate Adaptation Research and Training Partnership
<b>SAHRC</b>	South African Human Rights Commission
<b>SAICA</b>	South African Institute of Chartered Accountants
<b>SAMRC</b>	South African Medical Research Council
<b>SAQA</b>	South African Qualifications Authority

<b>SARChI</b>	South African Research Chairs Initiative
<b>SASUF</b>	South Africa-Sweden University Forum
<b>SENEX</b>	Executive Committee of Senate
<b>SET</b>	Science, Engineering and Technology
<b>SETA</b>	Sector Education and Training Authority
<b>SGVBF</b>	Sexual and Gender-based Violence and Femicide
<b>SLA</b>	Service Level Agreement
<b>SMC</b>	Supply Chain Management
<b>SRC</b>	Student Representative Council
<b>ST</b>	Strategic Thrust
<b>STEM</b>	Science, Technology, Engineering and Mathematics
<b>SU</b>	Stellenbosch University
<b>SWEEP</b>	Student Women Economic Empowerment Programme
<b>THE</b>	Times Higher Education
<b>THENSA</b>	Technological Higher Education Network South Africa
<b>TVET</b>	Technical and Vocational Education and Training
<b>UCDP</b>	University Capacity Development Programme
<b>UCT</b>	University of Cape Town
<b>UG</b>	Undergraduate
<b>UIEIBP</b>	Integrated Entrepreneurship, Innovation and Biodiversity Plan
<b>UIGC</b>	University Innovation and Growth Company
<b>UNESCO</b>	United Nations Educational, Scientific and Cultural Organization
<b>UNIDO</b>	United Nations industrial Development Organization
<b>UNISA</b>	University of South Africa
<b>UNIVEN</b>	University of Venda
<b>UNOPS</b>	United Nations Office for Project Services
<b>USA</b>	United States of America
<b>VBR</b>	Vhembe Biosphere Reserve
<b>WIL</b>	Work Integrated Learning
<b>WRC</b>	Water Research Commission
<b>ZIBS</b>	Zhejiang University International Business School





**University of Venda**  
*Creating Future Leaders*

Consolidated and Separate Annual Financial Statements for the year ended 31 December 2023

**Audited Financial Statements**

Prepared by: Mrs Mavis Madzhe

Professional Designation: Professional Accountant

Title: Director Financial Management and Reporting

Reviewed by: Mr Botwe Kraziya CA(SA), ACMA, CGMA

Title: Chief Financial Officer,



## Index

99	General Information
100	Council's Responsibilities
101-107	Independent Auditor's Report
108-109	Statement of Financial Position
110	Statement of Profit or Loss and Other Comprehensive Income- Group
111	Statement of Profit or Loss and Other Comprehensive Income- University
112	Statements of Changes in Equity - Group
113	Statements of Changes in Equity - University
114	Statements of Cash Flows
115-134	Accounting Policies
135-201	Notes to the Consolidated and Separate Financial Statements



## General Information

<b>Country of Incorporation and Domicile</b>	South Africa
<b>Nature of Business and Principal Activities</b>	The University of Venda (Univen/ the University) as an educational institution is primarily involved in teaching, learning, research, and community engagement in South Africa and beyond. Univen has two 100% owned subsidiaries. The Univen Innovative Growth Company (Pty) Ltd (UIGC) and the University of Venda Foundation Trust. The UIGC has its subsidiaries and associates (Barotta and UIGC Connect).
<b>Registered Office</b>	University of Venda University Road Thohoyandou Limpopo 0950
<b>Bankers</b>	ABSA Bank First National Bank Standard Bank of South Africa
<b>Auditors</b>	Chapu Chartered Accountants Inc 526, 16th Road Constantia Square Office Park Midrand Gauteng 1682



## Council's Responsibilities and Approval

The Council is responsible for the preparation and fair presentation of the consolidated and separate financial statements, comprising the statement of financial position, statement of profit or loss and other comprehensive income, statement of changes in equity, and statement of cash flows for the year then ended. The consolidated and separate financial statements also include notes and a summary of significant accounting policies and other explanatory notes in accordance with International Financial Reporting Standards (IFRS) and the requirements of the Minister of Higher Education, Science, and Technology, as prescribed by section 41 of the Higher Education Act, 1997 (Act No. 101 of 1997), as amended.

The Council's responsibility includes designing and implementing a system of internal control relevant to the preparation and fair presentation of these consolidated and separate financial statements that are free from material misstatement, whether due to fraud or error, selecting and applying appropriate accounting policies, and making accounting estimates that are reasonable in the circumstance.

The Council has complied with relevant laws and regulations.

**Mr. MJ Lekgeta**

**Chairperson of the Council**

**Dr O Van Heerden**

**Chairperson of the Audit and Risk Committee**

**Mr. LB Kraziya**

**Chief Financial Officer**

The Council has reviewed the University's cash flow forecast for the year 2024 and, in light of this review and the current financial position, they are satisfied that the University has had access to the adequate resources to continue in operational existence for the foreseeable future.

The Council is not aware of any post balance sheet events after the reporting date which may have a material effect on the amounts and disclosures in the consolidated and separate financial statements.

The consolidated and separate financial statements have been audited by Chapu Chartered Accountant Inc., which was given unrestricted access to all financial records and related data. The auditor is responsible for reporting on whether the consolidated and separate financial statements are fairly presented in accordance with the applicable financial reporting framework.

Approval of the consolidated and separate financial statements:

The consolidated and separate financial statements set out on page 10-112, which have been prepared on a going concern basis, were approved by the council on 26 June 2024 and were signed on their behalf by:

**Dr SE Smith**

**Chairperson of the Finance Committee**

**Prof. NB Nthambeleni**

**Vice-Chancellor and Principal**

## Independent Auditor's Report to the Minister of Higher Education, Science and Innovation and the Council of the University of Venda

### Report on the audit of the consolidated and separate financial statements for the year ended 31 December 2023

#### OPINION

1. We have audited the consolidated and separate financial statements of University of Venda and its subsidiaries (the group and University) set out on pages 10 to 112 which comprise the consolidated and separate statement of financial position as at 31 December 2023, and consolidated and separate the statement of profit or loss and other comprehensive income, consolidated and separate statement of changes in equity and consolidated and separate statement of cash flows for the year then ended, and notes to the consolidated and separate financial statements, including a summary of significant accounting policies.
2. In our opinion, consolidated and separate financial statements present fairly, in all material respects, the consolidated and separate financial position of University of Venda as at 31 December 2023, and its consolidated and separate financial performance and consolidated and separate cash flows for the year then ended in accordance with International Financial Reporting Standards and the requirements of the Higher Education Act of South Africa, 1997 (Act No. 101 of 1997).

#### CONTEXT OF THE OPINION

3. We conducted our audit in accordance with International Standards on Auditing (ISAs). Our responsibilities under those standards are further described in the Auditor's Responsibilities for the Audit of the Consolidated and Separate Financial Statements section of our report.
4. We are independent of the Group and the University in accordance with the Independent Regulatory Board for Auditors' Code of Professional Conduct for Registered Auditors (IRBA Code) and other independence requirements applicable to performing audits of financial statements in South Africa. We have fulfilled our other ethical responsibilities in accordance with the IRBA Code and in accordance with other ethical requirements applicable to performing audits in South Africa. The IRBA Code is consistent with the corresponding sections of the International Ethics Standards Board for Accountants' International Code of Ethics for Professional Accountants (including International Independence Standards).
5. We believe that the audit evidence we have obtained is sufficient and appropriate to provide a basis for our opinion.

#### EMPHASIS ON MATTER

6. We draw attention to the matters below. Our opinion is not modified in respect of these matters.

#### Land

7. We draw attention to note 5 to the consolidated and separate financial statements which indicates that there are land parcels belonging to the University which have not yet been transferred to the University at the deed's office.





### Significant uncertainty

8. With reference to note 35 to the consolidated and separate financial statements, the University has several court cases in which the University is either the plaintiff or a defendant. The ultimate outcome of the matters could not be determined and no provision for any liability that may result was made in the consolidated and separate financial statements.

### RESPONSIBILITIES OF THE COUNCIL FOR THE CONSOLIDATED AND SEPARATE FINANCIAL STATEMENTS

9. The Council are responsible for the preparation and fair presentation of the consolidated and separate financial statements in accordance with International Financial Reporting Standards and the requirements of the Public Audit Act of South Africa, and for such internal control as the Council determine is necessary to enable the preparation of the consolidated and separate financial statements that are free from material misstatement, whether due to fraud or error.
10. In preparing the consolidated and separate annual financial statements, the Council are responsible for assessing the University's ability to continue as a going concern, disclosing, as applicable, matters related to going concern and using the going concern basis of accounting unless the Council either intend to liquidate the University or to cease operations, or have no realistic alternative but to do so.

### AUDITOR'S RESPONSIBILITIES FOR THE AUDIT OF THE CONSOLIDATED AND SEPARATE FINANCIAL STATEMENTS

11. Our objectives are to obtain reasonable assurance about whether the consolidated and separate annual financial statements as a whole are free from material misstatement, whether due to fraud or error, and to issue an auditor's report that includes our opinion. Reasonable assurance is a high level of assurance but is not a guarantee that an audit conducted in accordance with ISAs will always detect a material misstatement when it exists. Misstatements can arise from fraud or error and are considered material if, individually or in the aggregate, they could reasonably be expected to influence the economic decisions of users taken on the basis of these consolidated and separate annual financial statements.
12. A further description of our responsibilities for the audit of the consolidated and separate financial statements is included in the annexure to this auditor's report.

### REPORT ON OTHER LEGAL AND REGULATORY REQUIREMENTS

#### Report on the audit of Annual Performance Report

#### Introduction and scope

13. In accordance with the Public Audit Act 25 of 2004 (PAA) and the general notice issued in terms thereof, we must audit and report on the usefulness and reliability of the reported performance against predetermined objectives for selected objectives presented in the annual performance report. We performed procedures to identify material findings but not to gather evidence to express an assurance opinion or conclusion.





14. Our procedures address the usefulness and reliability of the reported performance information, which must be based on the University's approved performance planning documents. We have not evaluated the completeness and appropriateness of the performance indicators included in the planning documents. Our procedures do not examine whether the actions taken by the University enabled service delivery. Our procedures do not extend to any disclosures or assertions relating to the extent of achievements in the current year or planned performance strategies and information in respect of future periods that may be included as part of the reported performance information. Accordingly, our findings do not extend to these matters.
15. We evaluated the usefulness and reliability of the reported performance information in accordance with the criteria developed from the performance management and reporting framework, as defined in the general notice, for the following selected objectives presented in the University's annual performance report for the year ended 31 December 2023:

Objectives	Pages in the Annual Performance Report
<ul style="list-style-type: none"> <li>• Strategic Objective – To enhance student well-being and success</li> <li>• Strategic Objective – To enhance teaching and learning support</li> </ul>	8 to 14
<ul style="list-style-type: none"> <li>• Strategic Objective - To enhance research output for innovation and impact</li> <li>• Strategic Objective – To develop an entrepreneurial culture</li> </ul>	

16. We performed procedures to determine whether the reported performance information was properly presented and whether performance was consistent with the approved performance planning documents. We performed further procedures to determine whether the indicators and related targets were measurable and relevant, and assessed the reliability of the reported performance information to determine whether it was valid, accurate and complete.
17. We did not identify any material findings on the usefulness and reliability of the reported performance information for these objectives:
- To enhance student well-being and success
  - To enhance teaching and learning support
  - To enhance research output for innovation and impact
  - To develop an entrepreneurial culture

#### OTHER MATTER

We draw our attention to the matters below:

#### Achievement of planned targets

18. Refer to the annual performance report on pages 8 to 21 for information on the achievement of planned targets for the year.



### Adjustment of material misstatement

19. We identified material misstatements in the annual performance report submitted for auditing. These material misstatements were on the reported performance information of “To develop an entrepreneurial culture”. As management subsequently corrected the misstatements, we did not raise any material findings on the usefulness and reliability of the reported performance information.

### Report on the audit of Compliance with Legislation

#### Introduction and scope

20. In accordance with the PAA and the general notice issued in terms thereof, we have a responsibility to report material findings on the University's compliance with specific matters in key legislation. We performed procedures to identify findings but not to gather evidence to express an assurance opinion or conclusion.
21. The material findings on compliance with specific matters in key legislation are as follows:

#### Annual Financial Statements

22. The consolidated and separate financial statements submitted for auditing were not prepared in accordance with International Financial Reporting Standards as required by Regulation 7(4) (b) (xii) of the Regulations for Reporting by Public Higher Education Institutions issued in terms of sections 41 of the Higher Education Act.
23. Material misstatements of non-current assets, current assets, liabilities and disclosure items identified by the auditors in the submitted consolidated and separate financial statements were corrected subsequently, resulting in the consolidated and separate financial statements receiving an unqualified audit opinion.

### Other information

24. The accounting authority is responsible for the other information. The other information comprises the information included in the annual report, which includes report of the chairperson of the Council, Council's statement on governance, report of the Vice Chancellor and Principal, Performance assessment report, report of the Senate of Council, report of the institutional forum to Council, report on the internal Administrative/Operational Structures and Controls, report on Risk Exposure Assessment and Management, report of the Audit and Risk Committee, report on Transformation and the report on the Financial Overview. The other information does not include the consolidated and separate financial statements, the auditor's report and those selected objectives presented in the annual performance report that have been specifically reported on in this auditor's report.
25. Our opinion on the consolidated and separate financial statements and findings on the reported performance information and compliance with legislation do not cover the other information and we do not express an audit opinion or any form of assurance conclusion on it.
26. In connection with our audit, our responsibility is to read the other information and, in doing so, consider whether the other information is materially inconsistent with the consolidated and separate financial statements and the selected objectives presented in the annual performance report, or our knowledge obtained in the audit, or otherwise appears to be materially misstated.



27. If, based on the work we have performed, we conclude that there is a material misstatement of this other information, we are required to report that fact.

28. We have nothing to report in this regard.

### Internal control deficiencies

29. We considered internal control relevant to our audit of the consolidated and separate financial statements, reported performance information and compliance with applicable legislation however, our objective was not to express any form of assurance on it. The matters reported below are limited to the significant internal control deficiencies that resulted in the findings on compliance with legislation included in this report.

30. Management did not always provide the required supervision and review over operations to ensure compliance with the accounting reporting framework. The consolidated and separate financial statements that were submitted for audit contained material misstatements which were subsequently corrected.

### Other reports

31. We draw attention to the following engagements conducted by Chapu Chartered Accountants Inc which had, or could have, an impact on the matters reported in the University's consolidated and separate financial statements, reported performance information, compliance with applicable legislation and other related matters. These reports did not form part of our opinion on the consolidated and separate financial statements or our findings on the reported performance information or compliance with legislation.

32. Agreed upon procedures engagements performed for the University of Venda during the period under review:

No	Engagement name	Year end	Description of the engagement	Status	Party performing the engagement
1	National Research Foundation Grant	31 December 2023	Verification procedures performed over the grant received and its correct utilisation.	Completed	Chapu Chartered Accountants Inc.
2	University Capacity and Development Grant	31 March 2024	Verification procedures performed over the grant received and its correct utilisation.	Completed	Chapu Chartered Accountants Inc.
3	Infrastructure and Efficiency Funding Grant	31 December 2023	Verification procedures performed over the grant received and its correct utilisation.	Completed	Chapu Chartered Accountants Inc.
4	Clinical Training Grant	31 March 2024	Verification procedures performed over the grant received and its correct utilisation.	Completed	Chapu Chartered Accountants Inc.
5	New Generations Academics Programme Grant	31 March 2024	Verification procedures performed over the grant received and its correct utilisation.	Completed	Chapu Chartered Accountants Inc.
6	Foundation Provision Grant	31 March 2024	Verification procedures performed over the grant received and its correct utilisation.	Completed	Chapu Chartered Accountants Inc.
7	Research Outputs	31 March 2024	Verification procedures performed over the grant received and its correct utilisation.	Completed	Chapu Chartered Accountants Inc.



No	Engagement name	Year end	Description of the engagement	Status	Party performing the engagement
8	Nurturing Emerging Scholars Programme Grant	31 March 2024	Verification procedures performed over the grant received and its correct utilisation.	Completed	Chapu Chartered Accountants Inc.
9	Sibusiso Bengu Development Grant	31 March 2024	Verification procedures performed over the grant received and its correct utilisation.	Completed	Chapu Chartered Accountants Inc.
10	HEMIS	31 December 2023	Verification of various information relating to the HEMIS submission to DHET.	Completed	Chapu Chartered Accountants Inc.

### Auditor tenure

33. In terms of the IRBA rule published in Government gazette number 39475 dated 4 December 2015, we report that Chapu Chartered Accountants Inc. has been the auditor of University of Venda for 3 years.

*Chapu Chartered Accountants Inc.*

Chapu Chartered Accountants Inc.  
Director: Rhangani Mbhalati CA (SA)  
Registered Auditor  
526 16th Road  
Constantia Square Office Park  
Midrand  
1683  
Johannesburg  
30 June 2024



## ANNEXURE – AUDITOR’S RESPONSIBILITY FOR THE AUDIT

As part of an audit in accordance with the ISAs, we exercise professional judgement and maintain professional scepticism throughout our audit of the consolidated and separate financial statements, and the procedures performed on the reported performance information for selected objectives and on the University’s compliance with respect to the selected subject matters.

### CONSOLIDATED AND SEPARATE FINANCIAL STATEMENTS

In addition to our responsibility for the audit of the consolidated and separate financial statements as described in this auditor’s report, we also:

- identify and assess the risks of material misstatement of the consolidated and separate financial statements whether due to fraud or error, design and perform audit procedures responsive to those risks, and obtain audit evidence that is sufficient and appropriate to provide a basis for our opinion. The risk of not detecting a material misstatement resulting from fraud is higher than for one resulting from error, as fraud may involve collusion, forgery, intentional omissions, misrepresentations, or the override of internal control.
- obtain an understanding of internal control relevant to the audit in order to design audit procedures that are appropriate in the circumstances, but not for the purpose of expressing an opinion on the effectiveness of the University’s internal control.
- evaluate the appropriateness of accounting policies used and the reasonableness of accounting estimates and related disclosures made by the Council.
- conclude on the appropriateness of the Council’s use of the going concern basis of accounting in the preparation of the consolidated and separate financial statements. We also conclude, based on the audit evidence obtained, whether a material uncertainty exists relating to events or conditions that may cast significant doubt on the ability of the University of Venda and its subsidiaries to continue as a going concern. If we conclude that a material uncertainty exists, we are required to draw attention in our auditor’s report to the related disclosures in the consolidated and separate financial statements about the material uncertainty or, if such disclosures are inadequate, to modify our opinion on the consolidated and separate financial statements. Our conclusions are based on the information available to us at the date of this auditor’s report. However, future events or conditions may cause the University to cease operating as a going concern.
- evaluate the overall presentation, structure and content of the consolidated and separate financial statements, including the disclosures, and determine whether the consolidated and separate financial statements represent the underlying transactions and events in a manner that achieves fair presentation.
- obtain sufficient appropriate audit evidence regarding the financial information of the entities or business activities within the Group to express an opinion on the consolidated and separate financial statements. We are responsible for the direction, supervision and performance of the group audit. We remain solely responsible for our audit opinion.

### COMMUNICATION WITH THOSE CHARGED WITH GOVERNANCE

We communicate with the accounting authority regarding, among other matters, the planned scope and timing of the audit and significant audit findings, including any significant deficiencies in internal control that we identify during our audit.



## Statement of Financial Position

		Group	Group	University	University
		2023	Restated	2023	Restated
Figures in R `000	Notes	2023	2022	2023	2022
<b>Assets</b>					
<b>Non-current assets</b>					
Property, plant and equipment	5	3,009,969	2,440,974	3,008,672	2,440,328
Right-of-use assets	22.2	9,605	22,953	9,605	12,224
Intangible assets	6	7,514	10,245	7,476	10,245
Biological assets	7	1,181	2,293	1,181	2,293
Investments in associates	8.2	1,536	320	-	-
Deferred tax	12	-	10	-	-
Listed investments	14	1,024	877	1,024	877
Unlisted investments	15	136,876	30,104	136,876	30,104
Loan to group entities	16	-	-	9,165	-
<b>Total non-current assets</b>		<b>3,167,705</b>	<b>2,507,776</b>	<b>3,173,999</b>	<b>2,496,071</b>
<b>Current assets</b>					
Inventories	9	1,437	15,561	1,437	15,561
Trade and other receivables	11	299,986	299,326	359,303	371,178
Current tax assets	13	-	186	-	-
Listed investments	14	74,318	67,691	74,318	67,691
Loan to group entity	16	-	-	3,310	4,148
Cash and cash equivalents	17	1,758,403	1,881,352	1,750,920	1,876,229
<b>Total current assets other than non-current assets as held for sale</b>		<b>2,134,144</b>	<b>2,264,116</b>	<b>2,189,288</b>	<b>2,334,807</b>
Non-current assets held for sale	18	612	1,984	612	1,984
<b>Total current assets</b>		<b>2,134,756</b>	<b>2,266,100</b>	<b>2,189,900</b>	<b>2,336,791</b>
<b>Total assets</b>		<b>5,302,461</b>	<b>4,773,876</b>	<b>5,363,899</b>	<b>4,832,862</b>
<b>Reserves and liabilities</b>					
<b>Reserves</b>					
Retained Income		1,278,088	1,440,392	1,289,028	1,454,728
Non-distributable reserves	19	1,387,720	1,007,313	1,387,720	1,007,313
<b>Total reserves</b>		<b>2,665,808</b>	<b>2,447,705</b>	<b>2,676,748</b>	<b>2,462,041</b>
<b>Liabilities</b>					
<b>Non-current liabilities</b>					
Provisions	20	20,113	20,018	19,963	19,881
Lease liabilities	22	8,121	19,255	7,679	10,134



## Statement of Financial Position

		Group	Group Restated	University	University Restated
Figures in R `000	Notes	2023	2022	2023	2022
Borrowings	23	196,353	213,304	196,353	213,304
Deferred income	24	1,602,796	1,365,755	1,602,796	1,365,755
Retirement medical benefit obligations	25	100,243	92,711	99,932	92,444
<b>Total non-current liabilities</b>		<b>1,927,626</b>	<b>1,711,043</b>	<b>1,926,723</b>	<b>1,701,518</b>
Figures in R `000	Notes	2023	2022	2023	2022
<b>Current liabilities</b>					
Provisions	20	27,826	20,011	27,311	19,871
Trade and other payables	21	475,748	452,074	532,997	513,849
Current tax liabilities	13	5,333	4,694	-	-
Lease liabilities	22	2,455	4,124	2,455	2,253
Borrowings	23	17,079	17,012	17,079	17,012
Deferred income	24	175,922	113,464	175,922	112,569
Retirement medical benefit obligations	25	4,664	3,749	4,664	3,749
<b>Total current liabilities</b>		<b>709,027</b>	<b>615,128</b>	<b>760,428</b>	<b>669,303</b>
<b>Total liabilities</b>		<b>2,636,653</b>	<b>2,326,171</b>	<b>2,687,151</b>	<b>2,370,821</b>
<b>Total reserves and liabilities</b>		<b>5,302,461</b>	<b>4,773,876</b>	<b>5,363,899</b>	<b>4,832,862</b>



## Statement of Profit or Loss and Other Comprehensive Income - Group

Figures in R `000	Notes	Council controlled	Specifically funded activities	Accommodation	2023 Total	Group Restated 2022 Total
<b>TOTAL INCOME</b>		<b>1,493,756</b>	<b>136,011</b>	<b>121,728</b>	<b>1,751,495</b>	<b>1,622,221</b>
Research income	42	-	54,297	-	54,297	53,533
Tuition and other fees income	26.3	561,867		121,728	683,595	640,389
State subsidies and grants	24.1	880,291	81,714	-	962,005	890,601
Private gifts, donations and contracts		1,801	-	-	1,801	1,386
Training and development	26.4	19,232	-	-	19,232	19,015
Other income	27	30,565	-	-	30,565	17,297
<b>TOTAL EXPENDITURE</b>		<b>(1,704,427)</b>	<b>(133,210)</b>	<b>(184,500)</b>	<b>(2,022,137)</b>	<b>(1,395,579)</b>
Employee costs	28	(885,627)	(37,995)	(40,220)	(963,842)	(857,713)
Academic Personnel		(447,410)	(28,158)	(264)	(475,832)	(415,591)
Support personnel		(438,217)	(9,837)	(39,956)	(488,010)	(442,122)
Other operating expenses	30	(390,013)	(95,215)	(144,280)	(629,508)	(504,372)
Expected Credit Losses	8, 11 & 16	(178,275)	-	-	(178,275)	28,364
Depreciation, amortisation, and impairments	29	(250,512)	-	-	(250,512)	(61,858)
<b>OPERATING SURPLUS/(DEFICIT) FOR THE YEAR</b>		<b>(210,671)</b>	<b>2,801</b>	<b>(62,772)</b>	<b>(270,642)</b>	<b>226,642</b>
Finance costs	33	(38,143)	-	-	(38,143)	(22,210)
Investment Income	32	145,011	-	-	145,011	91,715
Change in fair value of biological assets	7	(1,133)	-	-	(1,133)	141
Share of loss in associates	8.2	(943)	-	-	(943)	(95)
Loss on sale of assets		(9,895)	-	-	(9,895)	(151)
<b>Surplus before tax</b>		<b>(115,775)</b>	<b>2,801</b>	<b>(62,772)</b>	<b>(175,746)</b>	<b>296,042</b>
Income tax expense	34	(883)			(883)	(4,373)
<b>Net surplus/(deficit)</b>		<b>(116,658)</b>	<b>2,801</b>	<b>(62,772)</b>	<b>(176,629)</b>	<b>291,669</b>
<b>OTHER COMPREHENSIVE INCOME</b>						
Items that will not be subsequently reclassified to profit or loss						
Revaluation of buildings	5	393,310	-	-	393,310	-
Actuarial Gains	31	1,484	-	-	1,484	12,344
<b>Total other comprehensive income</b>		<b>394,794</b>	<b>-</b>	<b>-</b>	<b>394,794</b>	<b>12,344</b>
<b>Total comprehensive income</b>		<b>278,136</b>	<b>2,801</b>	<b>(62,772)</b>	<b>218,165</b>	<b>304,013</b>





## Statements of Profit or Loss and Other Comprehensive Income - University

Figures in R `000	Notes	Council controlled	Specifically funded activities	Accommodation	2023 Total	University Restated 2022 Total
<b>TOTAL INCOME</b>		<b>1,466,410</b>	<b>136,011</b>	<b>121,728</b>	<b>1,724,149</b>	<b>1,601,879</b>
Research income	42	-	54,297	-	54,297	53,533
Tuition and other fees income	26.3	561,867	-	121,728	683,595	640,389
State subsidies and grants	24.1	880,291	81,714	-	962,005	890,601
Private Gifts, donations and contracts		1,801	-	-	1,801	1,386
Other Income	27	22,451	-	-	22,451	15,970
<b>TOTAL EXPENDITURE</b>		<b>(1,682,628)</b>	<b>(133,210)</b>	<b>(184,500)</b>	<b>(2,000,338)</b>	<b>(1,352,849)</b>
Employee costs	28	(786,508)	(37,995)	(40,220)	(864,723)	(793,871)
Other operating expenses	30	(461,995)	(95,215)	(144,280)	(701,490)	(529,135)
Expected Credit Losses	8, 11 & 16	(184,321)	-	-	(184,321)	30,649
Depreciation, amortisation, and impairments	29	(249,804)	-	-	(249,804)	(60,492)
<b>OPERATING SURPLUS FOR THE YEAR</b>		<b>(216,218)</b>	<b>2,801</b>	<b>(62,772)</b>	<b>(276,189)</b>	<b>249,030</b>
Finance costs	33	(37,635)	-	-	(37,635)	(21,730)
Investment income	32	144,764	-	-	144,764	91,715
Change in fair value of biological assets	7	(1,133)	-	-	(1,133)	141
Loss on sale of assets		(9,895)	-	-	(9,895)	(151)
<b>Surplus before tax</b>		<b>(120,117)</b>	<b>2,801</b>	<b>(62,772)</b>	<b>(180,088)</b>	<b>319,005</b>
Income tax expense	34	-	-	-	-	-
<b>Net surplus/(deficit)</b>		<b>(120,117)</b>	<b>2,801</b>	<b>(62,772)</b>	<b>(180,088)</b>	<b>319,005</b>
<b>OTHER COMPREHENSIVE INCOME</b>						
Items that will not be subsequently reclassified to profit or loss						
Revaluation of buildings	5	393,310	-	-	393,310	-
Actuarial Gains or (Losses)	31	1,484	-	-	1,484	12,268
<b>Total other comprehensive income</b>		<b>394,794</b>	<b>-</b>	<b>-</b>	<b>394,794</b>	<b>12,268</b>
<b>Total comprehensive income</b>		<b>274,677</b>	<b>2,801</b>	<b>(62,772)</b>	<b>214,706</b>	<b>331,273</b>



## Statements of Changes in Equity - Group

Figures in R `000	Revaluation surplus	Earmarked grant restricted reserve	Retained income	Total
<b>Balance at 1 January 2022 as previously reported</b>	<b>813,421</b>	<b>207,146</b>	<b>1,114,589</b>	<b>2,135,156</b>
Increase (decrease) due to corrections of prior period errors	-	-	8,534	8,534
<b>Balance at 1 January 2022 as restated</b>	<b>813,421</b>	<b>207,146</b>	<b>1,123,123</b>	<b>2,143,690</b>
<b>Changes in reserves</b>				
Surplus for the year	-	-	291,669	291,669
Other comprehensive income	-	-	12,344	12,344
Total comprehensive income for the year	-	-	304,013	304,013
Transfers between reserves	(13,254)	-	13,254	-
<b>Balance at 31 December 2022</b>	<b>800,167</b>	<b>207,146</b>	<b>1,440,392</b>	<b>2,447,703</b>
<b>Balance at 1 January 2023</b>	<b>800,167</b>	<b>207,146</b>	<b>1,440,392</b>	<b>2,447,705</b>
<b>Changes in reserves</b>				
Deficit for the year	-	-	(176,628)	(176,628)
Other comprehensive income	393,310	-	1,484	394,794
Total comprehensive income for the year	393,310	-	(175,144)	218,166
Transfers between reserves	(12,903)	-	12,903	-
<b>Balance at 31 December 2023</b>	<b>1,180,574</b>	<b>207,146</b>	<b>1,278,088</b>	<b>2,665,871</b>
Notes	19	19		



## Statements of Changes in Equity - University

Figures in R `000	Revaluation surplus	Earmarked grant restricted reserve	Retained income	Total
<b>Balance at 1 January 2022</b>	<b>813,421</b>	<b>207,146</b>	<b>1,113,080</b>	<b>2,133,647</b>
<b>Changes in reserves</b>				
Surplus for the year	-	-	319,005	319,005
Other comprehensive income	-	-	12,268	12,268
Total comprehensive income	-	-	331,273	331,273
Transfers between reserves	(13,254)	-	13,254	-
<b>Balance at 31 December 2022</b>	<b>800,167</b>	<b>207,146</b>	<b>1,457,607</b>	<b>2,464,920</b>
<b>Balance at 1 January 2023 as previously reported</b>	<b>800,167</b>	<b>207,146</b>	<b>1,457,607</b>	<b>2,464,920</b>
Increase (decrease) due to corrections of prior period errors	-	-	(2,878)	(2,878)
<b>Balance at 1 January 2023 as restated</b>	<b>800,167</b>	<b>207,146</b>	<b>1,454,729</b>	<b>2,462,042</b>
<b>Changes in reserves</b>				
Deficit for the year	-	-	(180,088)	(180,088)
Other comprehensive income	393,310	-	1,484	394,794
Total comprehensive income	393,310	-	(178,604)	214,706
Transfers between reserves	(12,903)	-	12,903	-
<b>Balance at 31 December 2023</b>	<b>1,180,574</b>	<b>207,146</b>	<b>1,289,028</b>	<b>2,676,748</b>
Note	19	19		



## Statements of Cash Flows

		Group	Group Restated	University	University Restated
Figures in R `000	Notes	2023	2022	2023	2022
<b>Net cash flows from operations</b>	42	<b>310,260</b>	<b>299,967</b>	<b>318,911</b>	<b>297,577</b>
Income taxes paid	43	(58)	(747)	-	-
<b>Net cash flows from operating activities</b>		<b>310,202</b>	<b>299,220</b>	<b>318,911</b>	<b>297,577</b>
<b>Cash flows used in investing activities</b>					
Proceeds from sales of property, plant and equipment		756	7	756	7
Purchase of property, plant and equipment		(421,998)	(222,301)	(421,022)	(222,267)
Purchase of intangible assets		(38)	(4,745)	-	(4,745)
Purchase of biological assets		(21)	-	(21)	-
Proceeds from disposal of non-current assets held for sale		632	-	632	-
Purchase of unlisted financial assets		(88,736)	(30,052)	(88,736)	(30,052)
Finance lease receivables advanced		39	(48)	-	-
Repayment on loan advanced to group entities		-	-	686	1,421
Loan advanced to group entity		-	-	(13,001)	(5,568)
Dividends received	32	53	49	53	49
Interest received	32	120,148	87,951	119,901	87,951
<b>Cash flows used in investing activities</b>		<b>(389,164)</b>	<b>(169,139)</b>	<b>(400,751)</b>	<b>(173,205)</b>
<b>Cash flows used in financing activities</b>					
Repayment of lease liabilities		(2,264)	(1,640)	(2,254)	(710)
Loan repayments		(16,884)	(16,891)	(16,884)	(16,891)
Finance costs paid	33	(24,839)	(19,117)	(24,332)	(18,629)
<b>Cash flows used in financing activities</b>		<b>(43,987)</b>	<b>(37,648)</b>	<b>(43,470)</b>	<b>(36,230)</b>
<b>Net (decrease) / increase in cash and cash equivalents</b>		<b>(122,949)</b>	<b>92,433</b>	<b>(125,310)</b>	<b>88,142</b>
Cash and cash equivalents at the beginning of the year		1,881,352	1,788,919	1,876,229	1,788,087
<b>Cash and cash equivalents at the end of the year</b>	17	<b>1,758,403</b>	<b>1,881,352</b>	<b>1,750,919</b>	<b>1,876,229</b>



# Accounting Policies

## 1. General information

UNIVERSITY OF VENDA ('the University) and its subsidiaries (together, 'the Group') (Institution of Higher Learning).

The University is incorporated as a University and domiciled in South Africa. The address of its registered office is University Road, University of Venda, Limpopo Province, Thohoyandou, 0950.

## 2. Basis of preparation and material accounting policy information

The financial statements of the Group are prepared in accordance with International Financial Reporting Standards ("IFRS") as issued by the International Accounting Standard Board and Interpretation issued by the International Financial Reporting Interpretation Committee. In addition, the financial statements are prepared per the Higher Education Act of South Africa (Act no. 101 of 1997) as prescribed by the Minister of Higher Education, Science and Innovation.

The financial statements are on a historical cost basis, except where stated (refer to accounting policies). The principal accounting policies adopted in preparing these consolidated financial statements are set out below and are consistent with those of the previous year, except where otherwise indicated.

### 2.1 Going concern

At the time of approving the financial statements, the Council has a reasonable expectation that the Group has adequate resources to continue in operational existence for the foreseeable future. Thus, the Council continues to adopt the going concern basis of accounting in preparing the financial statements.

### 2.2 Functional currency

The financial statements are presented in South African Rand, the Group's functional currency, rounded to the nearest thousand.

## 2.3 Consolidation

### 2.3.1 Subsidiaries

Subsidiaries are all entities (including structured entities) over which the Group has control. The Group controls an entity when the Group is exposed to or has rights to variable returns from its involvement with the entity and can affect those returns through its power over the entity. Subsidiaries are fully consolidated from the date control is transferred to the Group. They are separated from the date that control ceases.

The Group applies the acquisition method to account for business combinations. The consideration transferred for acquiring a subsidiary is the fair value of the assets transferred, the liabilities incurred to the former owners of the acquiree, and the equity interests issued by the Group. The consideration transferred includes the fair value of any asset or liability resulting from a contingent consideration arrangement. Identifiable assets acquired and liabilities and contingent liabilities assumed in a business combination are measured initially at their fair values at the acquisition date. The Group recognises any non-controlling interest in the acquiree on an acquisition-by-acquisition basis, either at fair value or at the non-controlling interest's proportionate share of the recognised amounts of the acquiree's identifiable net assets.

Acquisition-related costs are expensed as incurred.

If the business combination is achieved in stages, the acquisition date carrying value of the acquirer's previously held equity interest in the acquiree is re-measured to fair value at the acquisition date; any gains or losses arising from such re-measurement are recognised in profit or loss.

Any contingent consideration to be transferred by the Group is recognised at fair value at the acquisition date. Subsequent changes to the fair value of the contingent consideration deemed to be an asset or liability are recognised following IFRS 9 Financial Instruments either in profit or loss or as a change to other comprehensive income. Contingent consideration that is classified as equity is not re-measured, and its subsequent settlement is accounted for within equity.



## Accounting Policies

### 2. Basis of preparation and material accounting policy information (continued)

Inter-entity transactions, balances, and unrealised gains on transactions between group entities are eliminated. Unrealised losses are also eliminated. When necessary, amounts reported by subsidiaries have been adjusted to conform with the group's accounting policies.

#### 2.3.2 Loss of control

Regarding the loss of control, the Group derecognises the assets and liabilities of the subsidiary, any non-controlling interests, and the other components of equity related to the subsidiary. Any surplus or deficit arising from the loss of control is recognised in profit or loss. If the Group retains any interest in the previous subsidiary, then such interest is measured at fair value at the date that control is lost. Subsequently, it is accounted for as an equity-accounted investee or as fair value through profit or loss depending on the level of influence retained.

#### 2.3.3 Associates

Associates are all entities over which the Group has significant influence but not control, generally accompanying a shareholding of between 20% and 50% of the voting rights. Investments in associates are accounted for using the equity method of accounting. Under the equity method, the investment is initially recognised at cost, and the carrying amount is increased or decreased to recognise the investor's share of the of the investee's profit or loss after the date of acquisition. The group's investment in associates includes goodwill identified on acquisition.

If the ownership interest in an associates is reduced but significant influence is retained. In that case, only a proportionate share of the amounts previously recognised in other comprehensive income is reclassified to profit or loss where appropriate.

The Group's share of post-acquisition profit or loss is recognised in the statements of profit or loss and other comprehensive income, and its share of post-acquisition movements in other comprehensive income is recognised in other comprehensive income with a

corresponding adjustment to the carrying amount of the investment. When the group's share of losses in an associate equal or exceeds its interest in the associate, including any other unsecured receivables, the group does not recognise further losses, unless it has incurred legal or constructive obligations or made payments on behalf of the associate.

The Group determines on each reporting date whether there is any objective evidence that the investment in the associate is impaired. If this is the case, the Group calculates the amount of impairment as the difference between the recoverable amount of the associate and its carrying value and recognises the amount adjacent to the share of profit/(loss) of associates in the statements of profit or loss and other comprehensive income.

Profits and losses resulting from upstream and downstream transactions between the Group and its associates are recognised in the financial statements only to the extent of unrelated investors' interests in the associates. Unrealised losses are eliminated unless the transaction provides evidence of an impairment of the asset transferred. The accounting policies of associates have been changed where necessary to ensure consistency with the Group policies.

### 2.4 Property, plant and equipment

#### 2.4.1 Definition

Property, plant, and equipment (PPE) include land, buildings, work in progress, other infrastructure assets, motor vehicles, computer equipment, office, and other equipment. The land comprises University land, land with residential houses, and vacant land. The buildings comprise lecture halls and facilities, student residences, staff residences, and administrative offices. Other infrastructure includes internal roads, streetlights, walkways, and parking. Assets are recognised upon purchase and when it is probable that future economic benefits associated with the assets will flow to the Group and the cost of the asset can be measured reliably.



## Accounting Policies

### 2. Basis of preparation and material accounting policy information (continued)

#### 2.4.2 Initial measurement

An item of PPE shall be measured at cost at initial recognition. The asset's cost is the amount of cash paid or the fair value of the consideration given to acquire an asset at acquisition date, including all costs involved in acquiring the asset. An item of PPE acquired through a donation is recorded at fair value at the date of the donation. The cost of self-constructed assets includes the cost of materials, direct labour, and any other costs directly attributable to bringing the asset to a working condition for its intended use and the directly attributable borrowing costs.

#### 2.4.3 Subsequent measurement - Revaluation and Cost model

Subsequent costs are included in the asset's carrying amount or recognised as a separate asset, as appropriate, only when it is probable that future economic benefits associated with the item will flow to the Group and the cost of the item can be measured reliably. The carrying amount of the replaced part is recognised.

All other repairs and maintenance are charged to the statement of profit or loss and other comprehensive income during the financial period they are incurred.

Land is stated in the statement of financial position at revalued amounts, being the fair value at the revaluation date.

Buildings and other infrastructure (street lights) assets are stated in the statement of financial position at revalued amounts, being the fair value at the date of revaluation less any subsequent accumulated depreciation and subsequent accumulated impairment losses.

Other items of PPE are stated at historical cost less accumulated depreciation and accumulated impairment. Historical cost includes expenditure directly attributable to the acquisition of the items.

#### 2.4.4 Revaluation

Land, buildings and street lights are revalued by independent valuers every three years. Revaluations are carried out with sufficient regularity such that the carrying amounts do not differ materially from those that would have been determined using fair values at the end of each reporting period. When assets are revalued, any accumulated depreciation at revaluation date is eliminated against the gross carrying amount of the assets. The net amount is then restated to the asset's revalued amount.

Any revaluation increase arising from the revaluation of such land, buildings and streetlights is recognised in other comprehensive income and accumulated in equity, except to the extent that it reverses a revaluation decrease previously recognised in profit or loss, in which case the increase is credited to the profit or loss to the extent of the decrease previously expensed.

A decrease in the carrying amount arising from the revaluation of such land, buildings and streetlights is recognised in profit or loss to the extent that it exceeds the balance if any, held in the revaluation reserve relating to the asset.

#### 2.4.5 Asset Revaluation Reserve

This reserve relates to the revaluation of immovable assets.

The surplus arising from the revaluation of land and buildings is transferred to unrestricted use funds as the Group uses the asset. The amount of the surplus transferred would be the difference between depreciation based on the revalued carrying amount of the asset and depreciation based on the asset's original cost.

Transfers from revaluation surplus to unrestricted use funds are not made through profit or loss.

#### 2.4.6 Depreciation

Land is not depreciated as it is deemed to have an indefinite useful life.



## Accounting Policies

### 2. Basis of preparation and material accounting policy information (continued)

Depreciation on other assets is calculated using the straight-line method to allocate their cost or revalued amounts to their residual values over their estimated useful lives. The estimated useful life, residual value and depreciation method are reviewed at the end of each reporting period, with the effect of any changes in accounting estimate accounted for on a prospective basis. Depreciation is charged to profit or loss for the period.

The measurement base, useful life and the depreciation method for all major classes of assets are as follows:

Asset class	Measurement base	Useful life
Land	Cost/Revaluation	Infinite
Buildings	Cost/Revaluation	10- 100 years
Other equipment	Cost	3 - 20 years
Motor vehicles	Cost	4 - 10 years
Fixtures and fittings	Cost	5 - 10 years
Computer equipment	Cost	3 - 10 years
Street Lights	Cost/Revaluation	10 years
Fence	Cost	10 years

#### 2.4.7 Impairments

The asset's carrying amount is written down immediately to its recoverable amount if the asset's carrying amount is greater than its estimated recoverable amount.

Compensation from third parties for items of PPE that were impaired, lost or given up is included in profit or loss when the compensation becomes receivable.

#### 2.4.8 Derecognition

The carrying amount of an item of PPE is derecognised on disposal, or when no future economic benefits are expected from its use or disposal.

On disposal of an item of PPE, any amount in the revaluation reserve relating to that asset is transferred directly to retained funds.

Gains and losses on disposal are determined by comparing the proceeds with the carrying amount. They are recognised within profit or loss in the statement of profit or loss and other comprehensive income.

### Recognition and Measurement of impairment

An impairment loss is an amount by which the carrying amount of an asset exceeds its recoverable amount. At the end of each reporting date, the Group reviews the carrying amount of its assets to determine whether there is an indication that those assets have suffered an impairment loss. If such an indication exists, the recoverable amount of the individual asset is estimated to determine the extent of impairment loss. An impairment loss is recognised for the amount by which the asset's carrying amount exceeds its recoverable amount. The recoverable amount is the higher of an asset's fair value less cost to sell and the value in use.

To assess impairment, assets are grouped at the lowest level for which there are separately identifiable cash flows (Cash-generating units).

The impairment loss is recognised in profit or loss, unless the asset is carried at revalued amount per IAS 16 Property, Plant and Equipment. When an impairment loss reverses, the carrying amount of the asset is increased to the revised estimates of the recoverable amount, but so that the increased carrying amount does not exceed the carrying amount that would have been determined had no impairment loss been recognised for the asset in the prior period.

### 2.5 Intangible assets

#### 2.5.1 Recognition

An intangible asset is recognised when:

- it is probable that the expected future economic benefits that are attributable to the asset will flow to the entity; and
- the cost of the asset can be measured reliably.





## Accounting Policies

### 2. Basis of preparation and material accounting policy information (continued)

#### 2.5.2 Recognition and Measurement

Intangible assets are initially measured at cost.

#### 2.5.3 Subsequent measurement

Intangible assets are carried at cost less accumulated amortisation and accumulated impairment losses.

#### 2.5.4 Amortisation

The Group regards an intangible asset as having an indefinite useful life when, based on an analysis of all the relevant factors, there is no foreseeable limit to the period over which the asset is expected to generate net cash inflows. Intangible assets with an indefinite useful life are not amortised but are tested for impairment annually whenever there is an indication that the intangible asset may be impaired.

Amortisation is allocated on a straight line basis for all other intangible assets over their useful life. The amortisation period and method for intangible assets are reviewed at the end of every period.

The classification of useful life and amortisation methods for the various classes of intangible assets are as follows:

Asset class	Internally generated or other	Useful life classification	Useful life	Amortisation method
Computer software	Other	Finite	3 years	Straight line

#### 2.5.5 Impairments

The Group tests for impairment where there is an indication that an asset may be impaired. An assessment of whether there is an indication of possible impairment is done at each reporting date. Where the carrying amount of an item of intangible assets is greater than the estimated recoverable amount, it is written down immediately to its recoverable amount. The resulting impairment loss is recognised immediately in profit or loss.

### 2.6 Biological assets

#### 2.6.1 Recognition

The Group recognises biological assets when and only when:

- the Group controls the asset as a result of past events;
- it is probable that future economic benefits associated with the asset will flow to the entity; and
- the fair value or cost of the asset can be measured reliably.

#### 2.6.2 Measurement

Biological assets are initially and subsequently measured at fair value less costs to sell except where the fair value cannot be determined reliably.

#### 2.6.3 Derecognition

Biological assets are derecognised when the entity disposes thereof or when it is no longer probable that the biological asset will generate future economic benefits. Any gain or loss that arises at the point of derecognition is recognised in profit or loss at the date of derecognition.

### 2.7 Financial Instruments

A financial instrument is any contract that gives rise to a financial asset of one entity and a financial liability or equity instrument of another entity.

#### 2.7.1 Recognition and Measurement

Financial instruments comprise investments, trade and other receivables, cash and cash equivalents, borrowings, and trade and other payables. Financial instruments are recognised in the statement of financial position when the Group becomes a party to the contractual provisions of the instrument.

Financial assets/ liabilities are initially measured at fair value plus or minus, in the case of a financial asset or financial liability not at fair value through profit or loss, transaction costs directly attributable to the acquisition or issue of the financial assets, or financial liability.



## Accounting Policies

### 2. Basis of preparation and material accounting policy information (continued)

At initial recognition, the financial assets/ liabilities at fair value are measured at their fair value.

#### 2.7.2 Financial Assets

All regular way purchases or sales of financial assets are recognised and derecognised on a trade date basis. Regular way purchases or sales are purchases or sales of financial assets that require delivery of assets within the time frame established by regulation or convention in the marketplace. All recognised financial assets are measured subsequently at either amortised cost or fair value, depending on the classification of the financial assets.

The Group classifies financial assets as financial assets at amortised cost, fair value through other comprehensive income, and fair value through profit or loss based on both:

- The Group's business model for managing the financial assets and
- The contractual cash flow characteristics of the financial assets.

The Group classifies financial assets as financial assets amortised cost if both the following condition are met:

- The financial asset is held within a business model whose objective is to hold financial assets to collect contractual cash flows, and
- The contractual terms of the financial assets give rise on the specified dates to cash flows that are solely payments of the principal and interest on the principal amount outstanding.

The Group classifies the following financial assets at amortised cost:

- Unlisted Investments (These are investments which are not publicly traded).

The Group classifies financial assets as financial assets at fair value through other comprehensive income if both the following conditions are met:

- The financial asset is held within a business model whose objective is to hold financial assets in order to collect contractual cash flows, and
- The contractual terms of the financial assets give rise on the specified dates to cash flow that are solely payments of the principal and interest on the principal amount outstanding.

The Group classifies the following financial assets at fair value through profit or loss (FVPL) if:

- debt investments that do not qualify for measurement at either amortised cost or fair value through other comprehensive income,
- equity investments that are held for trading, and
- equity investments for which the Group has not elected to recognise fair value and losses through other comprehensive income (OCI).

The Group can designate financial assets as such upon initial recognition. A financial asset is designated at fair value through profit or loss if the Group manages such investments and makes purchase and sale decisions based on their fair value in accordance with the Group's business model.

#### Amortised cost and effective interest method

The effective interest method calculates the amortised cost of a debt instrument and allocates interest income over the relevant period.

The amortised cost of a financial asset is the amount at which the financial asset is measured at initial recognition minus the principal repayments, plus the cumulative amortisation using the effective interest method of any difference between that initial amount and the maturity amount, adjusted for any loss allowance.

The gross carrying amount of a financial asset is the amortised cost of a financial asset before adjusting for any loss allowance.



## Accounting Policies

### 2. Basis of preparation and material accounting policy information (continued)

Interest income is recognised using the effective interest method for debt instruments measured subsequently at amortised cost and at fair value through other comprehensive income (FVTOCI).

#### Loans to Related Parties

Loans to related parties are measured as amortised cost adjusted for loss allowance.

#### Trade and Other Receivables

Trade and other receivables are initially measured at their transaction price.

The Group holds the trade receivables with the objective of collecting the contractual cash flows, which are subsequently measured at amortised cost using the effective interest method and adjusted for loss allowance.

#### Other Financial Assets

- Other financial assets are recognised initially at fair value, including transaction costs except where the asset will subsequently be measured at fair value.
- Other financial assets which are equity investments are subsequently measured at fair value through profit or loss. Other investments are subsequently measured at amortised cost.
- Other financial assets that are debt instruments are subsequently measured at amortised cost. Interest income is recognised on the effective interest method and is included in finance income.

#### Cash and Cash Equivalents

Cash and cash equivalents include cash on hand, deposits held on a call with banks, and other short-term highly liquid investments with original maturities of three months or less from the date of acquisition. They are payable within 24-hour notice with no loss of interest. Cash and cash equivalents are measured at amortised cost

adjusted for loss allowance.

#### Credit Risk

Details of credit risk are included in the trade and other receivables note and the financial instruments and risk management risk note.

#### Investments at Fair Value Through Profit or Loss

Investments are shares held with Old Mutual Limited, Nedbank Group Limited, and Quilter plc, which pay dividends based on the performance of the businesses. The investments have been classified as financial assets at fair value through profit or loss because the Group holds the shares for dividends.

#### Impairment of financial assets Definition of default

The Group considers a financial asset to be in default when:

- the debtor is unlikely to pay its credit obligations to the Group in full; or
- the debtor is past due at the beginning of November each year on any credit obligation to the Group.

In assessing whether a debtor is in default, the Group considers indicators that are:

- Quantitative - e.g. overdue status and non-payment of the account; and
- based on data developed internally and obtained from external sources.

Inputs into the assessment of whether a financial instrument is in default and its significance may vary over time to reflect changes in circumstances.

The above definition of default aligns with the Group debt collection policy.

### 2. Basis of preparation and material accounting policy information (continued)

#### Write-off



## Accounting Policies

Financial assets e.g. trade and other receivables are written off (either partially or in full) when there is no realistic prospect of recovery. This is generally the case when the Group determines that the debtor does not have assets or sources of income that could generate sufficient cash flows to pay the amounts subject to the write-off. However, financial assets that are written off could still be subject to enforcement activities in order to comply with the Group's debt collection policy.

### Measurement of Expected Credit Losses

The Group measures the loss allowance at an amount equal to lifetime expected credit losses for trade receivables. Trade receivables do not contain significant financing components in accordance with IFRS 15 Revenue from Contracts with Customers.

The Group considers the risk or probability that a credit loss occurs by reflecting the possibility that a credit loss occurs and the possibility that no credit loss occurs even if the possibility of credit loss occurring is very low. The maximum period considered when measuring expected credit losses is the maximum contractual period over which the Group is exposed to credit risk and not a longer period even if that longer period is consistent with the Group's practice.

A provision matrix was used to determine the amount of credit losses for receivables.

### Derecognition of Financial Assets

Financial assets are derecognised when the contractual rights to the cash flows from the financial assets expire or it transfers the financial assets, and transfers qualify for derecognition.

On derecognition of a financial asset in its entirety, the difference between the asset's carrying amount (measured at the date of derecognition) and consideration received is recognized in profit or loss.

### 2.7.3 Financial Liabilities

The financial liabilities of the Group are comprised of trade and other payables and borrowings.

#### Financial Liabilities at Amortised Cost

The Group's debts are classified as financial liabilities in accordance with the substance of the contractual arrangements and the definition of financial liability. Financial liabilities are classified as subsequently measured at amortised cost.

#### Trade and Other Payables

Trade payables are obligations to pay for goods or services that have been acquired in the ordinary course of business from suppliers. They are unsecured and are usually settled within 30 days of recognition. Trade and other payables are classified as current liabilities if payment is due within one year or less (or in the normal operating cycle of the business if longer).

If not, they are presented as non-current liabilities. Trade payables are recognised initially at fair value including transaction costs, and subsequently measured at amortised cost using the effective interest method.

#### Borrowings

Borrowings are recognised initially at fair value, net of transaction costs incurred.

Borrowings are subsequently carried at amortised cost. Any difference between the proceeds (net of transaction costs) and the redemption value is recognised in the statement of profit or loss and other comprehensive income over the period of the borrowings using the effective interest method.



## Accounting Policies

### 2. Basis of preparation and material accounting policy information (continued)

Fees paid on the establishment of loan facilities are recognised as transaction costs of the loan to the extent that it is probable that some or all the facility will be drawn down. In this case, the fee is deferred until the draw-down occurs. To the extent there is no evidence that it is probable that some or all the facility will be drawn down, the fee is capitalised as a pre-payment for liquidity services and amortised over the period of the facility to which it relates.

#### Derecognition of Financial Liabilities

The Group removes a financial liability from its statement of financial position when it is extinguished, i.e. when the obligation specified in the contract is discharged, cancelled or expires.

Any difference between the carrying amount of a financial liability extinguished or transferred to another party and the consideration paid is recognised in profit or loss.

#### 2.8 Inventories

Inventories are stated at the lower of cost and net realisable value using the first-in-first-out method.

The cost of inventories comprises all costs of purchase, and includes costs incurred in acquiring inventories and bringing them to their existing condition and location.

The net realisable value is the estimated selling price, should it be sold at arm's length, less the estimated selling costs.

The costs of minor departmental stocks acquired during the year are charged against income and are not brought into account as inventory at the financial year-end.

Redundant and slow-moving inventories are identified and written down from cost to net realisable value with regard to their estimated economic or realisable values. The write-down or reversal is recognised against the expense.

### 2.9 Non-current assets or disposal groups classified as held for sale or distribution to owners

Non-current assets classified as held for sale are presented separately and measured at the lower of their carrying amounts immediately prior to their classification as held for sale and their fair values less costs to sell. Once classified as held for sale, the assets are not subject to depreciation or amortisation.

#### 2.10 Taxation

The Subsidiary is subject to Income Tax while the University is exempt from Income Tax in terms of section 10(1)(cN) of the Income Tax Act. The University and the Subsidiary are however registered as VAT vendors in terms of the VAT Act.

##### 2.10.1 Value Added Tax

A principle of the Value-added tax (VAT) system is that VAT incurred on the acquisition of goods or services by the vendor in the course or furtherance of making taxable supplies should not be a cost to a vendor unless specifically provided for in legislation. The exceptions provided in section 12 of the VAT Act, therefore envisage that VAT incurred to make exempt supplies will not qualify as input tax.

In the instance that a vendor makes both taxable and exempt supplies, it is required to determine the extent to which the goods or services are used, consumed, or supplied in the course of making taxable supplies, as only this portion constitutes "input tax" as defined. In this regard, the determination of the extent to which input tax may be deducted is regarded by the provisions of section 17(1) of the VAT Act.

The University uses the services of a qualified tax practitioner to determine the correct apportionment ratio for use each year. The calculation of the apportionment ratio applicable to VAT on supplies is based on the VAT Class Ruling (VCT) issued by SARS on 12 March 2018 for all public Universities and Universities of Technology in South Africa.



## Accounting Policies

### 2. Basis of preparation and material accounting policy information (continued)

#### Input Tax

VAT on goods and services acquired by the University may be deducted to the extent that it constitutes “input tax” as defined in section 1(1). This definition determines that, amongst others, the goods and services must be acquired by universities for consumption, use, or supply in the course of making their taxable supplies. In this regard, VAT on mixed expenses incurred by the University must be apportioned in accordance with section 12(1) that is, in terms of a method granted in accordance with a binding general ruling in terms of Chapter 7 of the Tax Administration Act 28 of 2011, the VAT Act or a VAT ruling in terms of section 41 B.

#### Output Tax

The University primarily supplies educational services that are exempt from VAT in terms of section 12 (h)(i)(bb) and section 12 (h)(ii). The University has, however, expanded its services and applied its resources to obtain funding from other sources, including services supplied to corporate entities and the government. Research activities are used to increase the University's funding and global standing. It is however important to ascertain that the objective of this research to assess whether the VAT incurred would be deductible.

#### 2.10.2 Income Tax Assets and Liabilities

Income tax for current and prior periods is, to the extent unpaid, recognised as a liability. If the amount already paid in respect of current and prior periods exceeds the amount due for those periods, the excess is recognised as an asset. Income tax liabilities (assets) for the current and prior periods are measured at the amount expected to be paid to (recovered from) the tax authorities, using the tax rates (and tax laws) that have been enacted or substantively enacted by the end of the reporting period. Income tax assets and income tax liabilities are only to be offset in the statement of financial position if there is a legal right and the intention to settle on a net basis.

#### 2.10.3 Deferred Tax

A deferred tax liability is recognised for all taxable temporary differences, except to the extent that the deferred tax liability arises from the initial recognition of an asset or liability in a transaction which at the time of the transaction, affects neither accounting profit nor taxable profit (tax loss).

A deferred tax asset is recognised for all deductible temporary differences to the extent that it is probable that taxable profits will be available against which the deductible temporary difference can be utilised. A deferred tax asset is not recognised when it arises from the initial recognition of an asset or liability in a transaction at the time of the transaction, and affects neither accounting profit nor taxable profit (tax loss).

#### 2.10.4 Tax Expense/(Income)

Current and deferred tax is recognised as income or an expense and included in profit or loss for the period, except to the extent that the tax arises from:

- a transaction or event which is recognised, in the same or a different period, outside profit or loss, either in other comprehensive income or directly in equity.
- a business combination other than the acquisition by an investment of a subsidiary that is required to be measured at fair value through profit or loss.

Current and deferred taxes are recognised outside profit or loss if the tax relates to items that are recognised, in the same or a different period, outside profit or loss. Therefore, current and deferred taxes that relating to items that are recognised, in the same or a different period:

- in other comprehensive income, will be recognised in other comprehensive income;
- directly in equity, will be recognised directly in equity.



## Accounting Policies

### 2. Basis of preparation and material accounting policy information (continued)

#### 2.11 Leases

##### Definition

A lease is a contract, or part of a contract, that conveys the right to use an asset for a period of time in exchange for consideration.

##### Identification of a lease

At the inception of a contract, it is assessed to determine whether the contract is, or contains, a lease. A contract is, or contains, a lease if the contract conveys the right to control the use of an identified asset for a period of time in exchange for consideration. If the terms and conditions of a contract are changed, it is reassessed to determine once again if the contract is still or now containing a lease.

The lease term of a lease is determined as the non-cancellable period of the lease, together with the periods covered by an option to extend the lease where there is reasonable certainty that the option will be exercised, and periods covered by an option to terminate the lease if there is reasonable certainty that the option will not be exercised.

The assessment of the reasonable certainty of the exercising of options to extend the lease or not exercising of options to terminate the lease is reassessed upon the occurrence of either a significant event or a significant change in circumstances that is within the Group's control and affects the reasonable certainty assumptions.

The assessment of the lease term is revised if there is a change in the non-cancellable lease period.

At inception, a right-of-use asset and a lease liability are recognised. Right-of-use assets are included in the statement of financial performance within a classification relevant to the underlying asset, and not as a separate line item.

Right-of-use assets are initially measured at cost, comprising the following:

- the amount of the initial measurement of the lease liability;
- any lease payments made at or before the commencement date, less any lease incentives received;
- any initial direct costs incurred; and
- an estimate of costs to be incurred in dismantling and removing the underlying asset, restoring the site on which it is located or restoring the underlying asset to the condition required by the terms and conditions of the lease, unless those costs are incurred to produce inventories. The obligation for those costs is incurred either at the commencement date or as a consequence of having used the underlying asset during a particular period.

Subsequently, right-of-use assets are measured using the cost model.

The right-of-use asset is depreciated from the commencement date to the earlier of the end of the useful life of the right-of-use asset and the end of the lease term.

The Group tests for impairment where there is an indication that a right-of-use asset may be impaired. An assessment of whether there is an indication of possible impairment is done at each reporting date. Where the carrying amount of a right-of-use asset is greater than the estimated recoverable amount, it is written down immediately to its recoverable amount. The resulting impairment loss is recognised immediately in profit or loss. If the decrease reverses a previously recognised revaluation increase for the same asset the decrease is recognised in other comprehensive income to that extent and reduces the amount accumulated in equity under the revaluation surplus. Future depreciation charges are adjusted in future periods to allocate the revised carrying amount, less its residual value, on a systematic basis over its remaining useful life.

The lease liability is initially measured at the present value of the lease payments that are not yet paid at the commencement date. Lease payments are discounted using the interest rate implicit in the lease, if the rate can be readily determined, else it is based on the relevant group entity's incremental borrowing rate. The following lease payments are included where they are not paid at the commencement date:



## Accounting Policies

### 2. Basis of preparation and material accounting policy information (continued)

- fixed payments, less any lease incentives receivable;
- variable lease payments that depend on an index or a rate, initially measured using the index or rate as at the commencement date;
- amounts expected to be payable under residual value guarantees;
- the exercise price of a purchase option if there is reasonably certainty that the option will be exercised; and
- payments of penalties for terminating the lease, if the lease term reflects the exercising an option to terminate the lease.

Subsequently, the lease liability is measured by:

- increasing the carrying amount to reflect interest on the lease liability;
- reducing the carrying amount to reflect the lease payments made; and
- remeasuring the carrying amount to reflect any reassessment or lease modifications or to reflect revised in- substance fixed lease payments.

Interest on the lease liability in each period during the lease term is the amount that produces a constant periodic rate of interest on the remaining balance of the lease liability. The periodic rate of interest is the discount rate described above, or if applicable the revised discount rate described below.

Profit or loss for the year will include the interest expense on the lease liability, and the variable costs not included in the measurement of the lease liability are included in the year in which the event of condition that triggers the payment of the variable costs occurs.

### 2.12 Provisions and Contingencies

A provision is a liability of uncertain timing or amount. A liability is a present obligation of the entity arising from past events, the settlement of which is expected to result in an outflow from the entity of resources embodying economic benefits.

A contingent liability is:

- a possible obligation that arises from past events and whose existence will be confirmed only by the occurrence or non-occurrence of one or more uncertain future events not wholly within the control of the entity; or
- a present obligation that arises from past events but is not recognised because it is not probable that an outflow of resources embodying economic benefits will be required to settle the obligation, or the amount of the obligation cannot be measured with sufficient reliability.

A contingent asset is a possible asset that arises from past events and whose existence will be confirmed only by the occurrence or non-occurrence of one or more uncertain future events not wholly within the control of the entity. Contingent assets and liabilities are not recognised, but details are disclosed in the notes to the annual financial statements.

Provisions are measured at the present value of the expenditures expected to be required to settle the obligation using a pre-tax rate that reflects current market assessments of the time value of money and the risks specific to the obligation. The increase in the provisions due to passage of time is recognised as interest expense.

A provision is recognised when:

- there is a present obligation (legal or constructive) as a result of a past event;
- it is probable that an outflow of resources embodying economic benefits will be required to settle the obligation; and
- a reliable estimate can be made of the amount of the obligation.

The amount recognised as a provision is the best estimate of the expenditure required to settle the present obligation at the end of the reporting period. Where the effect of the time value of money is material, the amount of a provision is the present value of the expenditures expected to be required to settle the obligation.

### 2. Basis of preparation and material accounting policy information (continued)





## Accounting Policies

Where some or all of the expenditure required to settle a provision is expected to be reimbursed by another party, the reimbursement is recognised when it is virtually certain that reimbursement will be received when the obligation is settled. The reimbursement is treated as a separate asset. The amount recognised for the reimbursement at most the amount of the provision.

Provisions are reviewed at the end of each reporting period and adjusted to reflect the current best estimate. If it is no longer probable that an outflow of resources embodying economic benefits will be required to settle the obligation, the provision is reversed.

### 2.13 Revenue

#### 2.13.1 Tuition and other fees

To determine whether to recognise revenue, the Group follows a 5 step process

- Identifying the contract with a customer
- Identifying the performance obligations
- Determining the transaction price
- Allocating the transaction price to the performance obligations
- Recognising revenue when/as performance obligation(s) are satisfied

Income from rendering educational services is recognised as revenue when the performance obligation is satisfied over time at fair value of the consideration received or receivable in the period to which they relate (academic year).

The performance obligation of application fees, registration fees, sundry student fees and graduation fees are satisfied at a certain point in time.

The performance obligation of tuition fees, SRC levies, model preschool and sports affiliation fees are satisfied over time.

Deposits received upfront by prospective students are treated as current liabilities until the related fees become due to the Group.

#### 2.13.2 Residences and Rental Income

Rental income is recognised where the Group retains the significant risks and benefits of ownership of an item under a lease agreement. Receipts regarding the operating lease are recognised on a straight-line basis in the statement of profit or loss and other comprehensive income over the period of the lease.

Hostel and rental income are recognised as revenue since the Group has substantive right of substitution on the use of the assets throughout the period of the contract.

#### 2.13.3 Other Income

Other income is recognised either at a point in time or over time depending on whether it relates to the sale of goods or services rendered over a period. If it is for the sale of goods, other income is recognised at a point in time when the Group delivers goods to the customer. If it relates to the services rendered, other income is recognised over time when the service is being rendered.

#### 2.13.4 Sale of Goods and Services

Income derived from sale of goods or provision of other services is recognised at a point in time when goods or services are delivered.

The Group sells its goods and services by transferring ownership of the goods and rendering services to a customer in exchange for an agreed amount.

#### 2.13.5 Dividend Income

Dividends are recognised when the right to receive payment is established.



## Accounting Policies

### 2. Basis of preparation and material accounting policy information (continued)

#### 2.13.6 Research Income

Research income is recognised in the financial period in which the Group becomes entitled to the use of those funds. Funds in the possession of the Group that it cannot use until some specified future period or occurrence are recognised upon receipt and thereafter are held in a reserve fund until the financial period in which the funds may be used.

Research income is recognised over time.

#### 2.13.7 Gifts and Donations

Donations are recognised on receipt when the donor can be identified specifically. When not identified, the receipts are treated as a liability and subsequently allocated to revenue when the donor can be identified. Donations in kind are recognised at the fair value thereof.

#### 2.13.8 Finance Income

Finance income is recognised using the effective interest method taking account of principal outstanding and the effective interest rate over the period to maturity, when it is determined that such income will accrue to the Group.

Interest income on impaired loans and receivables is recognised using the original effective interest rate.

### 2.14 Employee benefits

Employee benefits are all forms of consideration given by an entity in exchange for services rendered by employees or for the termination of employment.

#### 2.14.1 Short-term Employee Benefits

The cost of short-term employee benefits, (those payable within 12 months after the service is rendered, such as paid vacation leave and sick leave, and non-monetary benefits such as medical care), are recognised in the period in which the service is rendered and are not discounted.

The expected cost of compensated absences is recognised as an expense as the employees render services that increase their entitlement or, in the case of non-accumulating absences, when the absences occur.

#### 2.14.2 Defined Benefit Plans

The Group provides post-retirement medical benefits to its retirees. The entitlement to these benefits is based on the employees remaining in the service up to retirement age and the completion of a minimum service period. The benefit is applicable to employees employed before 30 June 2016.

The post-retirement benefits obligation is unfunded. As such, the expected costs of these benefits are accrued over the period of employment, using an accounting methodology similar to that for defined benefit pension plans. The defined benefit obligation is calculated annually by independent actuaries using the projected unit credit method.

Current service costs and interest costs are recognised immediately in profit or loss. Independent actuaries determine the current service cost on an annual basis considering the Group's funding of the post-employment benefits.

Actuarial gains and losses arising from experience adjustments and changes in actuarial assumptions are charged or credited to other comprehensive income in the period in which they arise.

#### 2.14.3 Leave Obligation

Employee entitlements to annual leave are recognised when they accrue. An accrual is made for the estimated liability for accumulated leave because of services rendered up to the consolidated statement of financial position date. An accrual is made in respect of pro rata service bonuses paid annually to qualifying employees.

The Group permanent staff and fixed contract workers are allowed to accumulate up to 20 days of leave that is payable upon resignation, death, retirement, termination, or expiry of the contract. It is not possible to estimate the anticipated repayment periods.



## Accounting Policies

### 2. Basis of preparation and material accounting policy information (continued)

Temporary staff members are not allowed to accumulate leave days.

The liability recognised in the Statement of Financial Position with respect to the leave obligation is the present value of the obligation. The leave obligation is calculated annually by independent actuaries using the projected unit credit method at the end of each reporting period. The current service costs are recognised as an expense in the period that the relevant employee services are received.

Actuarial gains/losses are recognised in other comprehensive income in the period in which they occur.

#### 2.14.4 Long Service Award Obligation

The Group awards long service payments to qualifying staff as predetermined milestones are reached. The actuarially determined liability which is reduced by the provision made by the Group is valued at 31 December each year. This obligation is funded from Group reserves. Current service costs and interest costs are recognised immediately in profit or loss. Actuarial gains and losses are recognised in other comprehensive income in the period in which they occur.

### 2.15 Grants and subsidies

Grants from the government are recognised at their fair value where there is a reasonable assurance that the grant will be received and that the Group will comply with all attached conditions.

The Group follows the income approach whereby the grant is taken to income (over one or more periods, where relevant) and not the capital approach whereby the grant is credited directly to funds and reserves. Government grants relating to costs are deferred and recognised in the statement of profit or loss and other comprehensive income over the period necessary to match them with the costs that they are intended to compensate.

Government grants relating to property, plant and equipment are included in non-current liabilities as deferred government grants. They are credited to the statement of profit or loss and other

comprehensive income on a straight-line basis over the expected lives of the related assets. The portion of the grants that will be released to the statement of profit or loss and other comprehensive income during the next 12 months are included in current liabilities.

#### 2.15.1 Other grants, donations and bequests from non-government organisation or individuals/ private grants

Private gifts, grants, and donations are recognised as income at the fair value of the consideration received or receivable in the period to which they relate. Any such income is recognised as income in the financial period when the Group is entitled to use those funds. Therefore, funds that will not be used until some specified future period or occurrence are deferred to deferred income and released to the statement of profit or loss and other comprehensive income as the Group becomes entitled to the funds. Grants received to compensate for expenses to be incurred are often prescriptive in nature and therefore recognised over a certain period under the terms of the grant.

Prescriptive grant income is recognised with reference to the stage of completion at the reporting date. If the stage of completion cannot be measured reliably, the recognition of this income is limited to the expenses incurred. The balance is recognised as deferred income in the statement of financial position.

#### 2.15.2 Grants with no specific conditions

Private gifts, grants, and donations with no specific condition about either the expense it aims to compensate, the period in which it needs to be spent, conditions to repay when certain conditions are not fulfilled, etc. but with the stipulation that the grant should be used to compensate certain types of expenditure (whether in general or within certain areas), are recognised as income at the fair value of the consideration received or receivable in the period in which they are received or the Group becomes entitled to it.

Any unspent portion of such grant at the end of the financial year is transferred on the statement of financial position to Restricted Funds (separately from unrestricted funds/council - controlled funds.)



## Accounting Policies

### 2. Basis of preparation and material accounting policy information (continued)

Where a loan is received from the government at a below-market interest rate, the difference between the fair value of the loan and the amount received is recognised as a government grant.

#### 2.16 Borrowing Costs

Borrowing costs that are directly attributable to the acquisition, construction, or production of a qualifying asset are capitalised as part of the cost of that asset until the asset is ready for the intended use. Other borrowing costs are recognised as an expense in the period in which they occurred.

The amount of borrowing costs eligible for capitalisation is calculated as follows:

Actual borrowing costs on funds specifically borrowed for the purpose of obtaining a qualifying asset less any temporary investment of those borrowings.

Capitalisation of borrowing costs is suspended during extended periods in which active development of a qualifying asset is suspended.

When construction of a qualifying asset is completed in parts and each part is capable of being used while construction continues on other parts, capitalising borrowing costs cease when all the activities necessary to prepare that part for its intended use or sale have been substantially completed.

The Capitalisation of borrowing costs ceases when substantially all the activities necessary to prepare the qualifying asset for its intended use or sale are complete.

#### 2.17 Related Parties

A related party is a person or entity with the ability to control or jointly control the other party, or exercise significant influence over the other party, or vice versa, or an entity that is subject to common control, or joint control. As a minimum, the following are regarded as related parties of the reporting entity:

- A person or a close member of that person's family is related to a reporting entity if that person:
  - has control or joint control of the reporting entity;
  - has significant influence over the reporting entity; or
  - is a member of the key management personnel of the reporting entity or of a parent of the reporting entity.
- An entity is related to the reporting entity if any of the following conditions apply:
  - The entity and the reporting entity are members of the same group (which means that each parent, subsidiary and fellow subsidiary is related to the others);
  - One entity is an associate or joint venture of the other entity (or an associate or joint venture of a member of a group of which the other entity is a member);
  - Both entities are joint ventures of the same third party;
  - One entity is a joint venture of a third entity and the other entity is an associate of the third entity;
  - The entity is a post-employment benefit plan for the benefit of employees of either the reporting entity or an entity related to the reporting entity. If the reporting entity is itself such a plan, the sponsoring employers are also related to the reporting entity;
  - The entity is controlled or jointly controlled by a person identified as a related party;
  - A person identified as having control or joint control over the reporting entity has significant influence over the entity or is a member of the key management personnel of the entity (or of a parent of the entity);
  - The entity, or any member of a group of which it is a part, provides key management personnel services to the reporting entity or to the parent of the reporting entity.

A related party transaction is a transfer of resources, services or obligations between a reporting entity and a related party, regardless of whether a price is charged.



## Accounting Policies

### 2. Basis of preparation and material accounting policy information (continued)

#### 2.18 Separate activities reporting and accumulated funds

The format of the consolidated statement of profit or loss and other comprehensive income is designed to disclose separately the income and expenditure of its primary activities, being teaching, learning and research (restricted and unrestricted funding), accommodation (unrestricted funding) and income related to restricted and designated funds. Revenue is recognised according to the accounting policies as described.

#### 2.19 Specifically funded activities restricted (education and general)

Restricted funds of a public higher education institution are those funds that may be used only for the purposes that have been specified in legally binding terms by a provider of such funds or by another legally empowered person. The Council retains an oversight role regarding ensuring that expenditure incurred is in accordance with the mandate received from funders.

#### 2.20 Unrestricted Council-controlled funds

Unrestricted funds of a public higher education institution are those funds that fall within the control of its Council and do not include restricted funds or designated funds.

#### 2.21 Unrestricted use funds (Residences)

Accommodation funds consist of student housing activities. Government subsidy funds do not fund these activities. Decision-making rights relating to income earned rest with the Council. However, the use of income is restricted to these activities.

#### 2.22 Change in accounting policy, estimates, and prior period errors

Changes in accounting policies are applied retrospectively unless this is impracticable or unless another IFRS Standard sets specific transitional provisions.

Changes in accounting estimates result from new information or new developments and, accordingly, are not corrections of errors. The effect of a change in an accounting estimate is recognised prospectively by including it in profit or loss in:

- the period of the change if the change affects that period only; or
- the period of the change and future periods if the change affects both.

Prior period errors are omissions from, and misstatements in, the University's financial statements for one or more prior periods arising from a failure to use, or incorrect use of, available reliable information. Unless it is impracticable to determine the effects of the error, the University corrects material prior period errors retrospectively by restating the comparative amounts for the prior period(s) presented in which the error occurred.

#### 2.23 Research and Development Expenditure

Research and development expenditure is expenditure incurred on research-related activities conducted by the Group. Research costs are written off in the year in which they arise since these types of costs are inherent in the normal operations of the Group.

### 3. Critical Accounting Estimates and Judgements

Estimates and judgements are continually evaluated and are based on historical experience and other factors, including expectations of future events that are believed to be reasonable under the circumstances.

#### 3.1 Critical Accounting Estimates and Assumptions

The preparation of these consolidated financial statements requires management to make judgments, estimates and assumptions that affect the application of accounting policies and the reported amounts of assets, liabilities, income, and expenses. The estimates and associated assumptions are based on historical experiences and various other factors that are believed to be reasonable under the circumstances. Actual results may differ from these estimates.



## Accounting Policies

### 3. Critical Accounting Estimates and Judgements (continued)

Estimates and underlying assumptions are reviewed on an ongoing basis. Revision to accounting estimates are recognised in the year in which the estimates are revised, and any future years affected.

#### 3.1.1 Residual Values and Useful Lives of Assets

The residual values and useful lives of assets are reviewed, and adjusted, if appropriate, at the end of each reporting period. Any changes in useful lives are accounted for as a change in estimate (prospectively), with the depreciation charge adjusted in the current year.

The useful lives of movable assets are determined based on Group replacement policies for various assets. The Group makes use of independent experts to determine the estimated remaining useful lives for immovables. The residual values for movables are determined based on amounts recoverable from the disposal of similar assets at the end of their useful lives.

#### 3.1.2 Provision for Credit Losses - Receivables

The University applies the IFRS 9 Financial Instruments simplified approach to measure expected credit losses, which uses a lifetime expected loss allowance for all trade receivables. Refer to credit risk on the risk management note for detailed workings of impairment of trade receivables.

#### 3.1.3 Deferred Revenue

The Group recognises private grants received to compensate for expenses incurred as income. The grants are often subject to various requirements, and therefore, each grant is recognised over a specific period under the terms of the grant. In several instances, the contract's terms do not explicitly determine that unspent amounts are refundable, but the nature of the grants and historic experience necessitates a degree of judgement by management.

Grants received are, therefore, limited to the expenses, and the balance is recognised as deferred grant liability in the statement of

financial position. Grants obtained to reimburse expenses incurred are analysed on a 'portfolio' basis by grouping similar grants. The deferral of income, therefore, necessitates a degree of judgement by management.

#### 3.1.4 Biological Assets

Biological assets are determined using the most recent market prices of different types of livestock and fruit trees. The common active market of biological assets includes auctions, abattoirs, processors, and commercial buyers.

#### 3.1.5 Fair Value

Fair value is the price that would be received to sell an asset or paid to transfer a liability in an orderly transaction between market participants at the measurement date. The fair value measurement is based on the presumption that the transaction to sell an asset or transfer the liability takes place either:

- In the principal market for the asset or liability
- in the absence of a principal marker, in the most advantageous market for the asset or liability

The fair value of an asset or liability is measured using the assumptions that the market participants will use when pricing the asset or liability, if that the market participants act in their economic best interest.

The Group uses valuation techniques that are appropriate and appropriate in the circumstances and for which sufficient data are available to measure fair value, maximising and minimising the use of relevant observation inputs and minimizing the use of unobservable inputs.

All assets and liabilities for which fair value is measured or disclosed in the financial statements are categorised within the fair value hierarchy, described as follows, based on the lowest level input that is significant to the fair value measurement as a whole:

- Level 1: Quoted (unadjusted) market prices in active markets for identical assets or liabilities;



## Accounting Policies

### 3. Critical Accounting Estimates and Judgements (continued)

- Level 2: Valuation techniques for which the lowest level input that is significant to the fair value measurement is directly or indirectly observable; and
- Level 3: Valuation techniques for which the lowest level input that is significant to the fair value measurement is unobservable.

For assets and liabilities that are recognised in the financial statements at fair value on a recurring basis, the Group determines whether there have been any transfers between levels in the hierarchy by reassessing categorisation at the end of each reporting period.

Below is the list of the assets and liabilities for which the fair value measurement was utilised:

- PPE
- Investments at fair value
- Trade and other receivables
- Biological assets
- Inventories
- Cash and cash equivalents
- Borrowings
- Post-retirement medical obligation
- Accumulated leave obligation
- Long service awards

#### 3.1.6 Leave Obligation

The Leave obligation is determined by an actuarial valuation at the end of the reporting period. The actuarial valuation involves assumptions and professional judgment by the actuary. Refer to note 20 for detailed assumptions.

#### 3.1.7 Provisions

Provisions are inherently based on assumptions and estimates using the best information available. Additional disclosure of these estimates of provisions is included in the relevant note.

#### 3.1.8 Discount Rate used in Actuarial Valuations

The Group's post-retirement medical, leave obligation, and long service awards obligations are discounted at a rate set by reference to market yields at the end of the reporting period on high-quality corporate bonds.

#### 3.1.9 Post-retirement Medical Obligation

The post-retirement medical obligation is determined by an actuarial valuation at the end of the reporting period. The actuarial valuation involves assumptions and professional judgment by the actuary. Refer to the relevant note for the detailed assumptions.

#### 3.1.10 Long Service Awards Obligation

The long service award obligation is determined by an actuarial valuation at the end of each reporting period. The actuarial valuation involves assumptions and professional judgment by the actuary. Refer to the relevant note for the detailed assumptions.

#### 3.1.11 Revaluation Surplus

In estimating the fair value of land and buildings, the Group uses the depreciated net replacement cost method as there are no observable market prices for these assets. The Group engages third-party qualified valuers to perform the valuation. The qualified external valuers establish the appropriate valuation techniques and inputs to the model.



## Accounting Policies

### 4. New Standards and Interpretations

It is unlikely that implementing the below standards will have a material impact.

4.1 Standard	Standard effective date	Adopted in the current year (Y/N)	Future adopted (Y/N)
Non-current Liabilities with Covenants (Amendments to IAS 1)	01 January 2024		Y
Classification of Liabilities as Current or Non-Current (Amendments to IAS 1)	01 January 2024		Y
Lease Liability in a Sale and Leaseback (Amendments to IFRS 16)	01 January 2024		Y
Disclosure of Accounting Policies (Amendments to IAS 1 and IFRS Practice Statement 2)	01 January 2023	Y	
Definition of Accounting Estimates (Amendments to IAS 8)	01 January 2023	Y	
Deferred Tax related to Assets and Liabilities arising from a Single Transaction (Amendments to IAS 12)	01 January 2023	Y	





## Notes to the Consolidated and Separate Financial Statements

Figures in R `000

### 5. Property, plant and equipment

#### 5.1 Balances at year end and movements for the year

	Land	Buildings	Other equipment	Motor vehicles	Fixtures and fittings	Computer equipment	Construction in progress	Street Lights	Fence	Total
<b>Reconciliation for the year ended 31 December 2023 - Group</b>										
<b>Balance at 1 January 2023</b>										
At cost	20,446	2,061,718	212,949	46,035	25,873	82,835	467,892	11,552	6,644	<b>2,935,944</b>
Accumulated depreciation	-	(247,736)	(123,516)	(17,730)	(14,670)	(40,482)	(46,508)	(668)	(3,639)	<b>(494,949)</b>
<b>Carrying amount</b>	<b>20,446</b>	<b>1,813,982</b>	<b>89,433</b>	<b>28,305</b>	<b>11,203</b>	<b>42,353</b>	<b>421,384</b>	<b>10,884</b>	<b>3,005</b>	<b>2,440,995</b>
<b>Movements for the year ended 31 December 2023</b>										
Additions from acquisitions	-	2,865	42,377	11,875	13,366	30,517	329,338	-	-	<b>430,338</b>
Depreciation	-	(29,650)	(17,657)	(4,118)	(1,752)	(5,753)	-	(820)	(490)	<b>(60,240)</b>
Impairment loss recognised in profit or loss	-	(183,516)	-	-	-	-	-	(971)	-	<b>(184,487)</b>
Revaluation increase (decrease)	669	391,459	-	-	-	-	-	1,182	-	<b>393,310</b>
Increase (decrease) through transfers from construction in progress	-	461,318	-	-	-	-	(461,318)	-	-	<b>0</b>
Increase (decrease) through transfers to construction in progress	-	(145,200)	-	-	-	-	145,200	-	-	<b>-</b>



## Notes to the Consolidated and Separate Financial Statements

	Land	Buildings	Other equipment	Motor vehicles	Fixtures and fittings	Computer equipment	Construction in progress	Street Lights	Fence	Total
Disposals	-	-	(93)	(436)	(231)	(233)	(8,794)	-	(124)	<b>(9,911)</b>
Other movement	-	-	(45)	-	9	-	-	-	-	<b>(36)</b>
<b>Property, plant and equipment at the end of the year</b>	<b>21,115</b>	<b>2,311,258</b>	<b>114,015</b>	<b>35,626</b>	<b>22,595</b>	<b>66,884</b>	<b>425,810</b>	<b>10,275</b>	<b>2,391</b>	<b>3,009,969</b>
<b>Closing balance at 31 December 2023</b>										
At cost	21,115	2,635,152	251,525	57,474	38,648	110,123	425,810	11,763	6,520	<b>3,558,130</b>
Accumulated depreciation and impairment	-	(323,894)	(137,510)	(21,848)	(16,053)	(43,239)	-	(1,488)	(4,129)	<b>(548,161)</b>
<b>Carrying amount</b>	<b>21,115</b>	<b>2,311,258</b>	<b>114,015</b>	<b>35,626</b>	<b>22,595</b>	<b>66,884</b>	<b>425,810</b>	<b>10,275</b>	<b>2,391</b>	<b>3,009,969</b>

Reconciliation for the year ended 31 December 2022 - Restated Group	Land	Buildings	Other equipment	Motor vehicles	Fixtures and fittings	Computer equipment	Construction in progress	Street Lights	Fence	Total
<b>Balance at 1 January 2022</b>										
At cost	20,446	2,060,134	192,318	42,612	23,275	72,969	288,129	4,269	6,644	<b>2,710,796</b>
Accumulated depreciation and impairment	-	(220,453)	(104,404)	(17,429)	(13,511)	(38,214)	(46,508)	(334)	(3,049)	<b>(443,902)</b>
<b>Carrying amount</b>	<b>20,446</b>	<b>1,839,681</b>	<b>87,914</b>	<b>25,183</b>	<b>9,764</b>	<b>34,755</b>	<b>241,621</b>	<b>3,935</b>	<b>3,595</b>	<b>2,266,894</b>
<b>Movements for the year ended 31 December 2022</b>										
Additions from acquisitions	-	1,584	22,655	5,379	2,993	12,118	177,920	-	-	<b>222,649</b>
Depreciation	-	(27,283)	(20,306)	(2,257)	(1,460)	(4,221)	-	(334)	(590)	<b>(56,451)</b>
Impairment loss recognised in profit or loss	-	-	(159)	-	(7)	(12)	-	-	-	<b>(178)</b>



## Notes to the Consolidated and Separate Financial Statements

Reconciliation for the year ended 31 December 2022 - Restated Group	Land	Buildings	Other equipment	Motor vehicles	Fixtures and fittings	Computer equipment	Construction in progress	Street Lights	Fence	Total
Increase (decrease) through transfers from construction in progress	-	-	-	-	-	-	(7,283)	7,283	-	-
Increase (decrease) through other changes	-	-	-	-	-	-	9,126	-	-	9,126
Disposals	-	-	(11)	-	(5)	(142)	-	-	-	(158)
Decrease through classified as held for sale	-	-	(660)	-	(82)	(166)	-	-	-	(908)
<b>Property, plant and equipment at the end of the year</b>	<b>20,446</b>	<b>1,813,982</b>	<b>89,433</b>	<b>28,305</b>	<b>11,203</b>	<b>42,332</b>	<b>421,384</b>	<b>10,884</b>	<b>3,005</b>	<b>2,440,974</b>
<b>Closing balance at 31 December 2022</b>										
At cost	20,446	2,061,718	212,949	46,035	25,873	82,835	467,892	11,552	6,644	2,935,944
Accumulated depreciation	-	(247,736)	(123,516)	(17,730)	(14,670)	(40,503)	(46,508)	(668)	(3,639)	(494,970)
<b>Carrying amount</b>	<b>20,446</b>	<b>1,813,982</b>	<b>89,433</b>	<b>28,305</b>	<b>11,203</b>	<b>42,332</b>	<b>421,384</b>	<b>10,884</b>	<b>3,005</b>	<b>2,440,974</b>

Reconciliation for the year ended 31 December 2023 - University	Land	Buildings	Other equipment	Motor vehicles	Fixtures and fittings	Computer equipment	Construction in progress	Street Lights	Fence	Total
<b>Balance at 1 January 2023</b>										
At cost	20,446	2,061,718	210,462	45,317	25,873	82,470	467,892	11,552	6,644	2,932,374
Accumulated depreciation	-	(247,736)	(121,499)	(17,030)	(14,670)	(40,296)	(46,508)	(668)	(3,639)	(492,046)
<b>Carrying amount</b>	<b>20,446</b>	<b>1,813,982</b>	<b>88,963</b>	<b>28,287</b>	<b>11,203</b>	<b>42,174</b>	<b>421,384</b>	<b>10,884</b>	<b>3,005</b>	<b>2,440,328</b>
<b>Movements for the year ended 31 December 2023</b>										



## Notes to the Consolidated and Separate Financial Statements

Reconciliation for the year ended 31 December 2023 - University	Land	Buildings	Other equipment	Motor vehicles	Fixtures and fittings	Computer equipment	Construction in progress	Street Lights	Fence	Total
Additions from acquisitions	-	2,865	42,366	11,407	13,086	30,300	329,338	-	-	<b>429,362</b>
Depreciation	-	(29,650)	(17,534)	(4,087)	(1,717)	(5,632)	-	(820)	(490)	<b>(59,930)</b>
Impairment loss recognised in profit or loss	-	(183,516)	-	-	-	-	-	(971)	-	<b>(184,487)</b>
Revaluation increase (decrease)	669	391,459	-	-	-	-	-	1,182	-	<b>393,310</b>
Increase (decrease) through transfers to Construction in progress	-	(145,200)	-	-	-	-	145,200	-	-	-
Increase (decrease) through transfers from construction in progress	-	461,318	-	-	-	-	(461,318)	-	-	-
Disposals	-	-	(93)	(436)	(231)	(233)	(8,794)	-	(124)	<b>(9,911)</b>
<b>Property, plant and equipment at the end of the year</b>	<b>21,115</b>	<b>2,311,258</b>	<b>113,702</b>	<b>35,171</b>	<b>22,341</b>	<b>66,609</b>	<b>425,810</b>	<b>10,275</b>	<b>2,391</b>	<b>3,008,672</b>
<b>Closing balance at 31 December 2023</b>										
At cost	21,115	2,635,152	249,889	56,288	38,368	109,563	425,810	11,763	6,520	<b>3,554,468</b>
Accumulated depreciation and impairment	-	(323,894)	(136,187)	(21,117)	(16,027)	(42,954)	-	(1,488)	(4,129)	<b>(545,796)</b>
<b>Carrying amount</b>	<b>21,115</b>	<b>2,311,258</b>	<b>113,702</b>	<b>35,171</b>	<b>22,341</b>	<b>66,609</b>	<b>425,810</b>	<b>10,275</b>	<b>2,391</b>	<b>3,008,672</b>



## Notes to the Consolidated and Separate Financial Statements

Figures in R `000

### 5. Property, plant and equipment continued...

Reconciliation for the year ended 31 December 2022 - Restated University	Land	Buildings	Other equipment	Motor vehicles	Fixtures and fittings	Computer equipment	Construction in progress	Street Lights	Fence	Total
<b>Balance at 1 January 2022</b>										
At cost	20,446	2,060,134	190,072	41,894	23,275	72,760	288,129	4,269	6,644	<b>2,707,623</b>
Accumulated depreciation and impairment	-	(220,453)	(102,500)	(16,736)	(13,511)	(38,076)	(46,508)	(334)	(3,049)	<b>(441,167)</b>
<b>Carrying amount</b>	<b>20,446</b>	<b>1,839,681</b>	<b>87,572</b>	<b>25,158</b>	<b>9,764</b>	<b>34,684</b>	<b>241,621</b>	<b>3,935</b>	<b>3,595</b>	<b>2,266,456</b>
<b>Movements for the year ended 31 December 2022</b>										
Additions from acquisitions	-	1,584	22,407	5,379	2,993	11,984	177,920	-	-	<b>222,267</b>
Depreciation	-	(27,283)	(20,186)	(2,250)	(1,460)	(4,174)	-	(334)	(590)	<b>(56,277)</b>
Impairment loss recognised in profit or loss	-	-	(159)	-	(7)	(12)	-	-	-	<b>(178)</b>
Increase (decrease) through transfers from construction in progress	-	-	-	-	-	-	(7,283)	7,283	-	<b>-</b>
Increase (decrease) through other changes	-	-	-	-	-	-	9,126	-	-	<b>9,126</b>
Disposals	-	-	(11)	-	(5)	(142)	-	-	-	<b>(158)</b>
Decrease through classified as held for sale	-	-	(660)	-	(82)	(166)	-	-	-	<b>(908)</b>
<b>Property, plant and equipment at the end of the year</b>	<b>20,446</b>	<b>1,813,982</b>	<b>88,963</b>	<b>28,287</b>	<b>11,203</b>	<b>42,174</b>	<b>421,384</b>	<b>10,884</b>	<b>3,005</b>	<b>2,440,328</b>



## Notes to the Consolidated and Separate Financial Statements

Reconciliation for the year ended 31 December 2022 - Restated University	Land	Buildings	Other equipment	Motor vehicles	Fixtures and fittings	Computer equipment	Construction in progress	Street Lights	Fence	Total
<b>Closing balance at 31 December 2022</b>										
At cost	20,446	2,061,718	210,462	45,317	25,873	82,470	467,892	11,552	6,644	<b>2,932,374</b>
Accumulated depreciation	-	(247,736)	(121,499)	(17,030)	(14,670)	(40,296)	(46,508)	(668)	(3,639)	<b>(492,046)</b>
<b>Carrying amount</b>	<b>20,446</b>	<b>1,813,982</b>	<b>88,963</b>	<b>28,287</b>	<b>11,203</b>	<b>42,174</b>	<b>421,384</b>	<b>10,884</b>	<b>3,005</b>	<b>2,440,328</b>

No property, plant and equipment has been pledged as security for any loan or liability.

#### Land Ownership

A total of 105.6 hectares of land upon which the Group has erected 21 buildings belongs to the Tshivhase Traditional Council. The Group is in the process of transferring this land to the University's name, with the assistance of the Thulamela Local Municipality and the Department of Agriculture and Rural Development.

#### The Group owns four undeveloped land parcels, detailed below:

Stand number	Size
ERF 174 Thohoyandou D	1,480 square metres
ERF 176 Thohoyandou D	1,263 square metres
ERF 197 Thohoyandou D	1,480 square metres
ERF 669 Thohoyandou J	44,261 square metres

Management plans to use this land to develop accommodations for staff and visiting academics because, as the Group continues to grow, we are attracting staff from other provinces and countries. These land parcels are correctly valued and included in PPE.



## Notes to the Consolidated and Separate Financial Statements

	Group	Group Restated	University	University Restated
Figures in R `000	2023	2022	2023	2022

### 5. Property, plant and equipment continued...

#### Assets under construction

The Group is running several construction projects at various stages of completion. The projects under construction comprise the following:

	Group	Group	University	University
Figures in R `000	2023	2022	2023	2022
Transfer to WIP	145,200	-	145,200	-
Punda Maria Road Entrance	61,663	6,069	61,663	6,069
Main Administration Building	35,145	4,987	35,145	4,987
Disability S Unit building extension	31,963	18,703	31,963	18,703
Perimeter Fencing Clear View	24,403	12,985	24,403	12,985
Nutrition Lab	20,765	1,665	20,765	1,665
Walkways and Ramps	14,196	4,278	14,196	4,278
Other projects	92,475	31,663	92,475	31,663
Mvelaphanda male residences	-	193,164	-	193,164
Faculty of Health Sciences	-	147,871	-	147,871
<b>Total</b>	<b>425,810</b>	<b>421,384</b>	<b>425,810</b>	<b>421,384</b>

The transfer to WIP relates to seven properties that are under renovation and not available for use.

#### Disposals

The disposal relates to assets that were sold through auction during the financial year.

#### Change in accounting estimate

	Movable assets	Immoveable assets
Depreciation before assessment of useful lives	30,363	27,301
Depreciation after assessment of useful lives	(28,913)	(27,301)
<b>Decrease in depreciation</b>	<b>1,450</b>	<b>-</b>



## Notes to the Consolidated and Separate Financial Statements

	Group	Group Restated	University	University Restated
Figures in R `000	2023	2022	2023	2022

### 5. Property, plant and equipment continued...

#### 5.2 Revaluation

	Land, Buildings and Street Lights	Total
<b>At 31 December 2023 - Group</b>		
At cost	2,668,030	2,668,030
Accumulated depreciation	(325,382)	(325,382)
<b>Total carrying amount</b>	<b>2,342,648</b>	<b>2,342,648</b>
Revaluation surplus at the beginning of the year	800,167	800,167
Transfer of Depreciation to Retained earnings	(12,903)	(12,903)
Revaluation adjustments during the year	393,310	393,310
<b>Revaluation surplus at the end of the year</b>	<b>1,180,574</b>	<b>1,180,574</b>
<b>Carrying amount if held using the cost model</b>	<b>1,162,074</b>	<b>1,162,074</b>
<b>At 31 December 2022 - Group</b>		
At cost	2,093,716	2,093,716
Accumulated depreciation	(248,404)	(248,404)
<b>Total carrying amount</b>	<b>1,845,312</b>	<b>1,845,312</b>
Revaluation surplus at the beginning of the year	813,421	813,421
Revaluation adjustments during the year	(13,254)	(13,254)
<b>Revaluation surplus at the end of the year</b>	<b>800,167</b>	<b>800,167</b>
<b>Carrying amount if held using the cost model</b>	<b>1,045,145</b>	<b>1,045,145</b>





## Notes to the Consolidated and Separate Financial Statements

	Group	Group Restated	University	University Restated
Figures in R `000	2023	2022	2023	2022

### 5. Property, plant and equipment continued...

It is the policy of the Group to perform revaluation of buildings every three (3) years. The last revaluation was performed by DDP Values Proprietary Limited (DDP) in 2020. The 2023 revaluation was performed by Modhope Properties (Modhope).

Modhope is not connected to the Group. They hold relevant professional qualifications.

The revaluation was performed on land, buildings and streetlights.

Valuations are level 3 on the fair value hierarchy as per IFRS 13 Fair Value Measurement. Level 3 valuations make use of significant assumptions that are based on inputs that are not observable in the market and necessitate the use of internal information in situations in which there is little market activity. There have been no movements of inputs between fair value hierarchy levels and no changes in the methods of valuation as mentioned in this note.

Immovable assets	184,487	-	184,487	-
Other equipment	-	159	-	159
Computer equipment	-	12	-	12
Furniture and fittings	-	7	-	7
<b>Total</b>	<b>184,487</b>	<b>178</b>	<b>184,487</b>	<b>178</b>

The impairment loss on buildings emanates from the fair value of the assets being lower than the carrying amount. The fair value was determined through the revaluation process undertaken at the end of 2023.

In determining the value improvements, replacement cost data was collected to determine a fair value replacement cost for individual components. Building rates utilised include the cost of appropriate building services, e.g air-conditioning, electrical etc. but exclude costs of site infrastructure, development, any future escalation and loss of interest. After an applicable replacement rate is determined, a percentage is added to provide for professional fees where applicable. Significant increases (decreases) in any of the inputs (replacement costs) in would result in a significantly lower (higher) fair value measurement.

### 5.3 Impairments

The impairment loss is because of an impairment exercise conducted on items of PPE. The categories impaired are as follows:

The major component of the impairment loss emanates from the Health Science building which suffered from poor construction and had to be demolished and reconstructed by the newly appointed contractor. This attracted re-establishment costs of the new contractor and rectification costs. This process delayed the completion of the project and attracted other costs such as material increases.



## Notes to the Consolidated and Separate Financial Statements

	Group	Group Restated	University	University Restated
Figures in R `000	2023	2022	2023	2022

## 6. Intangible assets

### 6.1 Reconciliation of changes in intangible assets (Computer Software)

Opening balance 01 January				
At cost	17,050	12,304	17,050	12,304
Accumulated amortisation	(6,805)	(3,639)	(6,805)	(3,639)
<b>Carrying amount</b>	<b>10,245</b>	<b>8,665</b>	<b>10,245</b>	<b>8,665</b>
Movements for the year Acquisitions	38	4,745	-	4,745
Amortisation	(2,769)	(3,165)	(2,769)	(3,165)
	<b>(2,731)</b>	<b>1,580</b>	<b>(2,769)</b>	<b>1,580</b>
Closing balance on 31 December				
At cost	17,088	17,049	17,050	17,049
Accumulated amortisation	(9,574)	(6,804)	(9,574)	(6,804)
<b>Carrying amount</b>	<b>7,514</b>	<b>10,245</b>	<b>7,476</b>	<b>10,245</b>

Group intangible assets are acquired, and none has been internally generated. No intangible asset has been pledged as security for any liability.

## 7. Biological assets

### 7.1 Reconciliation of changes in biological assets

	Cattle	Goats	Sheep	Pigs	Fruit trees	Total
<b>Reconciliation for the year ended 31 December 2023 - Group</b>						
<b>Balance at 1 January 2023</b>						
At fair value	281	51	3	82	1,876	2,293
Accumulated depreciation	-	-	-	-	-	-
<b>Carrying amount</b>	<b>281</b>	<b>51</b>	<b>3</b>	<b>82</b>	<b>1,876</b>	<b>2,293</b>
<b>Movements for the year ended 31 December 2023</b>						
Additions	30	1	-	7	-	38
Gains(losses) on fair value adjustment attributable to physical and price changes	193	23	-	72	-	288
Increase (decrease) through other changes birth/ (death)	(56)	(13)	(3)	(14)	-	(86)
Disposals	(59)	-	-	(59)	(1,233)	(1,351)
<b>Biological assets at the end of the year</b>	<b>388</b>	<b>62</b>	<b>-</b>	<b>88</b>	<b>643</b>	<b>1,181</b>



## Notes to the Consolidated and Separate Financial Statements

	Cattle	Goats	Sheep	Pigs	Fruit trees	Total
<b>Closing balance at 31 December 2023</b>						
At fair value	388	62	-	88	643	1,181
Accumulated depreciation	-	-	-	-	-	-
<b>Carrying amount</b>	<b>388</b>	<b>62</b>	<b>-</b>	<b>88</b>	<b>643</b>	<b>1,181</b>
<b>Reconciliation for the year ended 31 December 2022 - Restated Group</b>						
<b>Balance at 1 January 2022</b>						
At fair value	177	49	3	47	1,876	2,152
Accumulated depreciation	-	-	-	-	-	-
<b>Carrying amount</b>	<b>177</b>	<b>49</b>	<b>3</b>	<b>47</b>	<b>1,876</b>	<b>2,152</b>
<b>Movements for the year ended 31 December 2022</b>						
Gains (losses) on fair value adjustment attributable to physical and price changes	104	2	-	35	-	141
<b>Biological assets at the end of the year</b>	<b>281</b>	<b>51</b>	<b>3</b>	<b>82</b>	<b>1,876</b>	<b>2,293</b>
<b>Closing balance at 31 December 2022</b>						
At fair value	281	51	3	82	1,876	2,293
Accumulated depreciation	-	-	-	-	-	-
<b>Carrying amount</b>	<b>281</b>	<b>51</b>	<b>3</b>	<b>82</b>	<b>1,876</b>	<b>2,293</b>
<b>Reconciliation for the year ended 31 December 2023 - University</b>						
<b>Balance at 1 January 2023</b>						
At fair value	281	51	3	82	1,876	2,293
Accumulated depreciation	-	-	-	-	-	-
<b>Carrying amount</b>	<b>281</b>	<b>51</b>	<b>3</b>	<b>82</b>	<b>1,876</b>	<b>2,293</b>
<b>Movements for the year ended 31 December 2023</b>						
Additions	30	1	-	7	-	38
Gains(losses) on fair value adjustment attributable to physical and price changes	193	23	-	72	-	288
Increase (decrease) through other changes birth/(death)	(56)	(13)	(3)	(14)	-	(86)
Disposals	(59)	-	-	(59)	(1,233)	(1,351)
<b>Biological assets at the end of the year</b>	<b>388</b>	<b>62</b>	<b>-</b>	<b>88</b>	<b>643</b>	<b>1,181</b>
<b>Closing balance at 31 December 2023</b>						
At fair value	388	62	-	88	643	1,181



## Notes to the Consolidated and Separate Financial Statements

<b>Reconciliation for the year ended 31 December 2023 - University</b>	<b>Cattle</b>	<b>Goats</b>	<b>Sheep</b>	<b>Pigs</b>	<b>Fruit trees</b>	<b>Total</b>
Accumulated depreciation	-	-	-	-	-	-
<b>Carrying amount</b>	<b>388</b>	<b>62</b>	<b>-</b>	<b>88</b>	<b>643</b>	<b>1,181</b>

<b>Reconciliation for the year ended 31 December 2022 - Restated University</b>	<b>Cattle</b>	<b>Goats</b>	<b>Sheep</b>	<b>Pigs</b>	<b>Fruit trees</b>	<b>Total</b>
<b>Balance at 1 January 2022</b>						
At fair value	177	49	3	47	1,876	2,152
Accumulated depreciation	-	-	-	-	-	-
<b>Carrying amount</b>	<b>177</b>	<b>49</b>	<b>3</b>	<b>47</b>	<b>1,876</b>	<b>2,152</b>
<b>Movements for the year ended 31 December 2022</b>						
Gains on fair value adjustment attributable to physical and price changes	104	2	-	35	-	141
<b>Biological assets at the end of the year</b>	<b>281</b>	<b>51</b>	<b>3</b>	<b>82</b>	<b>1,876</b>	<b>2,293</b>
<b>Closing balance at 31 December 2022</b>						
At fair value	281	51	3	82	1,876	2,293
Accumulated depreciation	-	-	-	-	-	-
<b>Carrying amount</b>	<b>281</b>	<b>51</b>	<b>3</b>	<b>82</b>	<b>1,876</b>	<b>2,293</b>

No biological asset has been pledged as security.

## 7.2 Description and nature of activities related to biological assets

The Group's biological assets include Cattle, Sheep, Goats, Pigs and Fruit Trees.

Biological assets are held by the Group and used for experimental purposes as part of research, teaching, and learning.



## Notes to the Consolidated and Separate Financial Statements

	Group	Group Restated	University	University Restated
Figures in R `000	2023	2022	2023	2022

### 7. Biological assets continued...

#### 7.3 Physical quantities of biological assets at period end

##### Asset

Bull	6	6	6	6
Bull calf	12	8	12	8
Cow calf	14	7	14	7
Cow	13	21	13	21
Doe	11	9	11	9
Buck	24	19	24	19
Ram	-	1	-	1
Boar	43	5	43	5
Sow	27	13	27	13

#### 7.4 Fair values

The following table analyses the non-financial assets carried at fair value, by valuation method. The different levels have been defined as follows:

- Level 1 inputs are quoted prices (unadjusted) in active markets for identical assets or liabilities that the entity can access at the measurement date
- Level 2 inputs are inputs other than quoted prices included within Level 1 that are observable for the asset or liability, either directly or indirectly.
- Level 3 inputs are unobservable inputs for the asset or liability.

Fair value measurements at 31 December 2023 - Group	Quoted prices (level 1)	Observable inputs (level 2)	Unobservable inputs (level 3)	Total
<b>Cattle</b>			-	
- Bull	-	128	-	128
- Bull calf	-	32	-	32
- Cow calf	-	59	-	59
- Cow	-	170	-	170



## Notes to the Consolidated and Separate Financial Statements

	Group	Group Restated	University	University Restated
Figures in R `000	2023	2022	2023	2022

## 7. Biological assets continued...

Fair value measurements at 31 December 2023 - Group	Quoted prices (level 1)	Observable inputs (level 2)	Unobservable inputs (level 3)	Total
<b>Goats</b>				
- Doe		14		14
Buck		48		48
<b>Pigs</b>				
- Boar	-	74	-	74
- Sow	-	13	-	13
<b>Fruit trees</b>	-	-	643	643
	-	<b>538</b>	<b>643</b>	<b>1,181</b>

Fair value measurements at 31 December 2022 - Group	Quoted prices (level 1)	Observable inputs (level 2)	Unobservable inputs (level 3)	Total
<b>Cattle</b>				
- Bull	-	79	-	79
Bull calf	-	30	-	30
Cow calf	-	16	-	16
	-	156	-	156
<b>Goats</b>				
- Doe		12		12
-Buck		39		39
<b>Pigs</b>				
- Boar	-	16	-	16
- Sow		66		66
<b>Sheep</b>				
Ram		3		3
<b>Fruit trees</b>	-	-	1,876	1,876
	-	<b>417</b>	<b>1,876</b>	<b>2,293</b>



## Notes to the Consolidated and Separate Financial Statements

	Group	Group Restated	University	University Restated
Figures in R `000	2023	2022	2023	2022

### 7. Biological assets continued...

#### 7.5 Valuation techniques used to derive level 3 fair values

The 2023 revaluation was performed by Modhope Properties (Modhope), who holds professional qualifications and not connected to the Group.

Fair values are based on the market prices of similar fruit trees at year-end. Level 3 valuation techniques were used to determine the fair value of the fruit trees.

The valuation was done based on the most recent market rates of different types of fruit trees. The most comparable markets for trees are farm transactions where similar crops are grown, i.e., Levubu. The average market price per hectare was determined based on the average rates between young and mature trees of different fruit trees. The market range of different fruit tree types for young and mature was obtained from discussions with farm brokers and agricultural specialists.

### 8. Investment in subsidiary, joint venture or associate

#### 8.1 The amounts included on the statements of financial position comprise the following:

Investments in associates	1,536	320	-	-
<b>Investments in Subsidiaries</b>				
Opening balance	-	2,878		
Additions	3,989	-		
Impairment loss	(3,989)	(2,878)		
<b>Closing balance</b>	<b>-</b>	<b>-</b>		

#### Details of the group's material subsidiaries at the end of the reporting period are as follows:

Name of subsidiary	Principal activity	Place of incorporation and business
Investment in UIGC (Pty) Ltd	Training and Consultation, Gardening, Facilities and Cleaning, Consulting, Travel, Security and Wi-fi services (disposed in February 2023)	Thohoyandou
Univen Foundation Trust	Dormant	Thohoyandou

Univen Foundation Trust was not operational during the 2023 financial year and the prior year. The process of dissolving the trust was initiated with the Master of the High Court, Pretoria.



## Notes to the Consolidated and Separate Financial Statements

	Group	Group Restated	University	University Restated
Figures in R `000	2023	2022	2023	2022

### 8. Investment in subsidiary, joint venture or associate continued...

#### 8.2 Investments in associates

##### 8.2.1 Details of the group's material associates at the end of the reporting period are as follows:

Name of associate	Nature of the relationship	Measurement base	Place of incorporation and business
Tshakhuma Barotta UIGC Farm (Pty) Ltd (Barotta or the farm)	Associate of UIGC (Pty) Ltd, a subsidiary of the University of Venda	Equity	Tshakhuma
UIGC Connect (Pty) Ltd	Associate of UIGC (Pty) Ltd, a subsidiary of the University of Venda	Equity	Thohoyandou

Barotta is a community-owned farming operation located in Tshakhuma, just outside Thohoyandou, in the Vhembe District Municipal area of Limpopo.

The farm produces bananas as its main crop (96%), avocado (3%) and macadamia nuts (1%).

Barotta has two shareholders: The Tshakhuma Community Trust (55%), and UIGC (Pty) Ltd (45%). UIGC has a significant influence on the farm as it employs the farm manager and is responsible for the day-to-day operations and administration. Investment in Barotta was fully impaired in the current year because of its poor performance.

In March 2023, UIGC Connect became an associate of UIGC when UIGC sold 70% stake in the company. UIGC Connect provides internet services to the University.

The Group uses the equity method of accounting for the two associates, UIGC Connect and Barotta. The associates have no contingent liabilities or capital commitments in the reporting period. The parent has no contingent liabilities relating to its interest in the associates.

The following represents investment in Barotta and UIGC Connect:

Opening balance	320	415	-	-
Impairment loss	(320)	-	-	-
Addition (UIGC Connect)	2,479	-	-	-
Share of loss	(943)	(95)	-	-
Value of associate	<b>1,536</b>	<b>320</b>	-	-





## Notes to the Consolidated and Separate Financial Statements

	Group	Group Restated	University	University Restated
Figures in R `000	2023	2022	2023	2022

### 8. Investment in subsidiary, joint venture or associate continued...

#### 8.2.2 Summarised financial information for material associates

	Barotta 2023	Barotta 2022	UIGC Connect 2023	UIGC Connect 2022
<b>Summarised Statement of Financial Position</b>				
<b>Assets</b>				
Non-current assets	5,596	3,428	9,566	-
Current assets	494	-	2,352	-
<b>Total assets</b>	<b>6,089</b>	<b>3,428</b>	<b>11,918</b>	-
<b>Liabilities</b>				
Non-current liabilities	4,045	3,798	12,912	-
Current liabilities	1,589	619	5,543	-
<b>Total liabilities</b>	<b>5,635</b>	<b>4,417</b>	<b>18,455</b>	-
Equity attributable to owners of the company	250	(544)	(4,575)	-
Non-controlling interest	205	(445)	(1,961)	-
<b>Total equity</b>	<b>455</b>	<b>(989)</b>	<b>(6,536)</b>	-

#### Summarised Statement of Profit or Loss and Other Comprehensive Income

	Barotta 2023	Barotta 2022	UIGC Connect 2023	UIGC Connect 2022
Revenue	3,256	3,316	14,137	-
Expenses	(1,813)	(4,055)	(19,052)	-
<b>Loss before tax</b>	<b>1,444</b>	<b>(739)</b>	<b>(4,915)</b>	-
Tax expense	-	-	-	-
<b>Loss for the period</b>	<b>1,444</b>	<b>(739)</b>	<b>(4,915)</b>	-
<b>Total comprehensive income</b>	<b>1,444</b>	<b>(739)</b>	<b>(4,915)</b>	-
<b>Share of loss attributable to:</b>				
Owners of the company	794	(406)	(3,441)	-
Non-controlling interest	650	(332)	(1,475)	-
<b>Total equity</b>	<b>1,444</b>	<b>(739)</b>	<b>(4,915)</b>	-



## Notes to the Consolidated and Separate Financial Statements

	Group	Group Restated	University	University Restated
Figures in R `000	2023	2022	2023	2022
<b>9. Inventories</b>				
9.1 Inventories comprise:				
Consumable stores	1,223	2,082	1,223	2,082
Laptops and Tablets	214	23,522	214	23,522
Impairment of stock	-	(10,043)	-	(10,043)
<b>Total</b>	<b>1,437</b>	<b>15,561</b>	<b>1,437</b>	<b>15,561</b>
Total non-current inventories	- 1,437	- 15,561	- 1,437	- 15,561
Total current inventories	<b>1,437</b>	<b>15,561</b>	<b>1,437</b>	<b>15,561</b>
Movement in provision for NRV write-downs	10,043	8,311	10,043	8,311
Opening balance	(10,043)	1,732	(10,043)	1,732
Charge for the year	-	<b>10,043</b>	-	<b>10,043</b>
<b>Closing balance</b>	<b>-</b>	<b>10,043</b>	<b>-</b>	<b>10,043</b>

Inventory valued at R5 million was expensed during the financial year.

The stock of laptops and tablets valued at R9.5 million and R2.8 million was sold on auction and donated to community respectively. The remaining stock of R1 million was written down to Net Realisable Value in line with the requirements of IAS 2 Inventories. The write-down amounted to R 854 000.

No inventories have been pledged as security for liabilities.

## 10. Financial assets

### 10.1 Carrying amount of financial assets by category

	Designated at fair value through profit or loss	At amortised cost	Total
<b>Year ended 31 December 2023 - Group</b>			
Listed investments (Note 14)	75,342	-	<b>75,342</b>
Unlisted investments (Note 15)	-	136,876	<b>136,876</b>
Trade and other receivables excluding non-financial assets (Note 11)	-	295,390	<b>295,390</b>
Cash and cash equivalents (Note 17)	-	1,758,403	<b>1,758,403</b>
	<b>75,342</b>	<b>2,190,669</b>	<b>2,266,011</b>



## Notes to the Consolidated and Separate Financial Statements

	Group	Group Restated	University	University Restated
Figures in R `000	2023	2022	2023	2022

### Year ended 31 December 2022 - Group

	Designated at fair value through profit or loss	At amortised cost	Total
Listed investments (Note 14)	68,568	-	<b>68,568</b>
Unlisted investments (Note 15)	-	30,104	<b>30,104</b>
Trade and other receivables excluding non-financial assets (Note 11)	-	294,090	<b>294,090</b>
Cash and cash equivalents (Note 17)	-	1,881,352	<b>1,881,352</b>
	<b>68,568</b>	<b>2,205,546</b>	<b>2,274,114</b>

### Year ended 31 December 2023 - University

	Designated at fair value through profit or loss	At amortised cost	Total
Listed investments (Note 14)	75,342	-	<b>75,342</b>
Unlisted investments (Note 15)	-	136,876	<b>136,876</b>
Loan to group entity (Note 16)	-	12,475	<b>12,475</b>
Trade and other receivables excluding non-exchange transactions (Note 11)	-	353,735	<b>353,735</b>
Cash and cash equivalents (Note 17)	-	1,750,920	<b>1,750,920</b>
	<b>75,342</b>	<b>2,254,006</b>	<b>2,329,348</b>

### Year ended 31 December 2022 - University

### Year ended 31 December 2022 - University

	Designated at fair value through profit or loss	At amortised cost	Total
Listed investments (Note 14)	68,568	-	<b>68,568</b>
Unlisted investments (Note 15)	-	30,104	<b>30,104</b>
Loan to group entity (Note 16)	-	4,148	<b>4,148</b>
Trade and other receivables excluding non-exchange transactions (Note 11)	-	358,994	<b>358,994</b>
Cash and cash equivalents (Note 17)	-	1,876,229	<b>1,876,229</b>
	<b>68,568</b>	<b>2,269,475</b>	<b>2,338,043</b>



## Notes to the Consolidated and Separate Financial Statements

	Group	Group Restated	University	University Restated
Figures in R `000	2023	2022	2023	2022

### 10. Financial assets continued ...

#### 10.2 Fair value hierarchy

	Level 1
<b>Year ended 31 December 2023 - Group</b>	75,342
Listed investments (Note 14)	75,342
<b>Year ended 31 December 2022 - Group</b>	68,568
Listed investments (Note 14)	68,568
<b>Year ended 31 December 2023 - University</b>	75,342
Listed investments (Note 14)	75,342
<b>Year ended 31 December 2022 - University</b>	68,568
Listed investments (Note 14)	68,568

### 11. Trade and other receivables

#### 11.1 Trade and other receivables comprise:

Trade receivables	632,143	448,519	617,795	439,370
Trade receivables impairment	(364,034)	(185,822)	(364,034)	(185,822)
Trade receivables - net	268,109	262,697	253,761	253,548
DHET grant receivable	5,993	13,250	5,925	13,250
Deposits	4,596	4,596	4,596	4,596
Provision for ECL - other	(8,698)	(7,331)	-	-
Barotta Receivable	1,485	-	-	-
Value added tax	-	640	972	7,588
Other receivables	28,501	25,474	94,049	92,196
<b>Total trade and other receivables</b>	<b>299,986</b>	<b>299,326</b>	<b>359,303</b>	<b>371,178</b>

#### 11.2 Items included in Trade and other receivables not classified as financial instruments

Value added tax	-	640	972	7,588
Deposits	4,596	4,596	4,596	4,596
Total non-financial instruments included in trade and other receivables	4,596	5,236	5,568	12,184
Total trade and other receivables excluding non-financial assets included in trade and other receivables	295,390	294,090	353,735	358,994
<b>Total trade and other receivables</b>	<b>299,986</b>	<b>299,326</b>	<b>359,303</b>	<b>371,178</b>



## Notes to the Consolidated and Separate Financial Statements

	Group	Group Restated	University	University Restated
Figures in R `000	2023	2022	2023	2022

### 11. Trade and other receivables continued ...

No receivable was pledged as security to a liability.

#### Deposit for electricity

No provision for expected credit losses has been provided because this is security for services provided by the electricity provider.

11.3 Movements in impairment of trade and other receivables (student receivables) are as follows:

At the beginning of the year	185,822	216,471	185,822	216,471
Impairment raised	178,106	(30,684)	178,106	(30,684)
Written off during the year	106	35	106	35
<b>At the end of the year</b>	<b>364,034</b>	<b>185,822</b>	<b>364,034</b>	<b>185,822</b>

#### Impairment parameters/matrix for trade receivables

The Group calculates expected credit loss on outstanding debt in line with IFRS 9 using the simplified single rate approach. The Single rate approach is a loss rate that is computed as the ratio of outstanding invoice amounts (Total debt outstanding) beyond the default period (31 October) and raised invoices at the beginning of each period (total sales for the year). The Group uses the change in the risk of a default occurring over the expected life considering the forward-looking information.

Debtors are segmented into 4 categories: NSFAS, government, private, and self-funded debtors. After that, the ageing of receivables analysis is performed, which informs the default rates. The last step is to consider other factors that may contribute to the slow paying of outstanding debt.

Student receivables are categorised by common risk characteristics that are representative of the student's/ funder's abilities to pay all amount due in accordance with the Group policy.

The Group uses a provision matrix which is based on its historic observed default rate over the expected life of trade receivables and adjusts for forward-looking estimates. At each reporting date, the historical observed default rate is updated and changes in the forward-looking estimates are analysed.

A Loss Rate method was used to estimate the Expected Credit Loss provision. The debtor aging data for 2021, 2022 and 2023 was used to estimate each loss ratio for each aging bucket by following year-on-year movements of the buckets for two consecutive years then averaging the loss ratios. The year 4 and prior years was assumed to be an absorbing state and thus they have 100% loss ratios. The loss rate was calculated as a product of loss ratios to derive the ECL. We used the aggregate loss ratios and loss rates due year-on-year movements between categories, unreliable loss ratios for Private and Government Sponsors and unreliable loss for NSFAS and Self-Funding due to only an insignificant portion having remained in the categories for all debtor ages.



## Notes to the Consolidated and Separate Financial Statements

	Group	Group Restated	University	University Restated
Figures in R `000	2023	2022	2023	2022

## 11. Trade and other receivables continued ...

	2023	2023	2022	2022
Expected credit loss rate- University	Estimated gross carrying amount at default	Loss allowance (Lifetime expected credit loss)	Estimated gross carrying amount at default	Loss allowance (Lifetime expected credit loss)
NFSAS: 67% (2022: 9%)	174,293	(114,478)	180,967	(15,447)
Government sponsor: 56% (2022: 29%)	10,042	(5,605)	8,987	(2,630)
Private sponsor: 67% (2022: 28%)	1,713	(550)	4,830	(1,365)
Self-funded: 72% (2022: 68%)	431,747	(243,401)	244,588	(166,380)
	<b>617,795</b>	<b>(364,034)</b>	<b>439,374</b>	<b>(185,822)</b>

**Exposure to credit risk**

The Group is exposed to credit risk arising from student receivables related to outstanding fees. This risk is mitigated by requiring students to pay an initial instalment in respect of tuition and accommodation fees at the registration date, the regular monitoring of outstanding fees and the debt collection action in cases of long outstanding amounts. In addition, students with outstanding balances from previous years of study are only permitted to renew their registration after either the settling of the outstanding amount or the conclusion of a formal payment arrangement.

To measure the expected credit loss, trade receivables were grouped based on the shared credit risk characteristics and the years past due.

Trade and other receivables continued...

The expected credit loss is based on debt not paid within an academic year over tuition and other fees for the academic year.

The rate is adjusted to reflect current and forward-looking information, namely, subsequent payments until graduation date, challenges faced by the Higher Education and Training sector and the rate of unemployment.

The creation and release of the provision for impaired student receivables has been disclosed in the statement of profit or loss and other comprehensive income. Amounts charged to the statement of profit or loss and other comprehensive income are generally written off when there is no expectation of recovering any additional amounts.

The significant increase in the provision for 2023 is due to unpaid cumulative debt from NSFAS from 2017 to 2023, students who enrolled through Acknowledgement of Debts and subsequently cancelled stop order mandates after registration and students funded by NSFAS and defunded after the first allowances were disbursed and accommodation was allocated to students.



## Notes to the Consolidated and Separate Financial Statements

	Group	Group Restated	University	University Restated
Figures in R `000	2023	2022	2023	2022

### 11. Trade and other receivables continued ...

The ageing of trade receivables (student debtors) is as follows:

Students enrolled in the current year	275,626	92,081	275,626	92,081
Students enrolled in the prior year	64,552	141,646	64,552	141,646
Students enrolled more than 2 years ago	277,617	205,646	277,617	205,646
Provision for loss allowance	(364,034)	(185,822)	(364,034)	(185,822)
<b>Net</b>	<b>253,761</b>	<b>253,552</b>	<b>253,761</b>	<b>253,552</b>

### 12. Deferred tax

12.1 The analysis of deferred tax assets and deferred tax liabilities is as follows:

The deferred tax assets and the deferred tax liability relate to income tax in the same jurisdiction, and the law allows net settlement. Therefore, they have been offset in the statement of financial position as follows:

Deferred tax assets:

- Deferred tax assets to be recovered after more than 12 months	-	10	-	-
	-	10	-	-
<b>Net deferred tax assets</b>	<b>-</b>	<b>10</b>	<b>-</b>	<b>-</b>

### 13. Current tax assets and liabilities

13.1 Current tax assets and liabilities comprise the following balances

Current tax assets that cannot be set off	-	186	-	-
<b>Total current tax asset per the statements of financial position</b>	<b>-</b>	<b>186</b>	<b>-</b>	<b>-</b>
Net current tax liability from all items being set off	(4,637)	-	-	-
Current tax liabilities that cannot be set off	(696)	(4,694)	-	-
<b>Total current tax liability per the statements of financial position</b>	<b>(5,333)</b>	<b>(4,694)</b>	<b>-</b>	<b>-</b>



## Notes to the Consolidated and Separate Financial Statements

	Group	Group Restated	University	University Restated
Figures in R `000	2023	2022	2023	2022

**14. Listed investments**

14.1 Listed investments comprise the following balances

Long term Investment	75,342	68,568	75,342	68,568
Non-current assets	1,024	877	1,024	877
Current assets	74,318	67,691	74,318	67,691
	<b>75,342</b>	<b>68,568</b>	<b>75,342</b>	<b>68,568</b>

The above investments at fair value through profit or loss are measured at fair value at the initial recognition level. Investments at fair value are comprised of:

Product name	Quantities ('000)	Price	Value (R'000)
Old Mutual Limited shares	34	13.06	449
Quilter plc shares	10	24.28	239
Nedbank Group Limited Shares	2	216.23	337
Investec BCI active income fund of Fund B	66,684	1.11	74,319
			<b>75,342</b>

14.2 Listed investments designated at fair value through profit or loss

The amount of change in the fair value that is attributable to changes in the credit risk of the financial asset:

- during the period	6,774	3,715	6,774	3,715
---------------------	-------	-------	-------	-------

To determine the fair value of the financial asset measured at fair value through profit or loss, the Group uses the market price of the financial asset and the quantity of that financial asset.

**15. Unlisted investments**

15.1 Unlisted investments comprise the following balances

Unlisted investments	136,876	30,104	136,876	30,104
----------------------	---------	--------	---------	--------

Investments at amortised cost relate to short to long-term investments with fixed periods and interest rates. Interest rates are revised at maturity. The investment at amortised cost is initially recognised at fair value and subsequently at amortised cost.





## Notes to the Consolidated and Separate Financial Statements

	Group	Group Restated	University	University Restated
Figures in R `000	2023	2022	2023	2022

### 15. Unlisted investments continued...

Product name	Amount	Term	Rate per annum	Maturity
Fixed-term deposit: Standard Bank	33,152	3 Years	10.51%	2025/12/15
Fixed-term deposit: Standard Bank	83,540	3 Years	9.93%	2025/09/28
Fixed-term deposit: ABSA Bank	20,184	5 Years	12.30%	2029/02/26
<b>Total Fixed deposits</b>	<b>136,876</b>			

### 16. Loan to group entity

16.1 Loan to group entity comprises the following balances

Loan to UIGC	-	-	12,475	4,148
Impairments	-	-	(828)	-
	-	-	<b>11,647</b>	<b>4,148</b>
Non-current assets	-	-	9,165	-
Current assets	-	-	3,310	4,148
	-	-	<b>12,475</b>	<b>4,148</b>

The University provided its Subsidiary (UIGC) with a non-interest-bearing loan to the value of R 13 million during the financial year. The loan is repayable within the next 5 years.

The carrying amount of the loan best represents its maximum exposure to credit risk.

#### Reconciliation of loan balance

Opening balance	-	-	4,148	-
Additions	-	-	13,000	5,568
Repayment received	-	-	(685)	(1,421)
<b>Closing balance</b>	<b>-</b>	<b>-</b>	<b>16,463</b>	<b>4,148</b>



## Notes to the Consolidated and Separate Financial Statements

	Group	Group Restated	University	University Restated
Figures in R `000	2023	2022	2023	2022

**17. Cash and cash equivalents**

## 17.1 Cash and cash equivalents included in current assets:

**Cash**

Balances with banks	65,286	50,358	57,803	45,235
---------------------	--------	--------	--------	--------

**Cash equivalents**

Short-term deposits (Fixed-term deposits of 1-12 months)	1,547,906	1,377,737	1,547,906	1,377,737
Call Accounts	145,211	453,257	145,211	453,257
<b>Total</b>	<b>1,693,117</b>	<b>1,830,994</b>	<b>1,693,117</b>	<b>1,830,994</b>
<b>Total</b>	<b>1,758,403</b>	<b>1,881,352</b>	<b>1,750,920</b>	<b>1,876,229</b>

## 17.2 Securities provided

Cash and cash equivalent are not pledged, ceded or used as security for any liability.

## 17.3 Detail of cash and cash equivalents balances

**Bank balances**

Univen Bank balances	47,984	33,951	47,769	33,951
Government Grants Bank balances	9,888	11,271	10,023	11,271
NRF Bank balances	11	13	11	13
UIGC Bank balances	7,403	5,123	-	-
<b>Total</b>	<b>65,286</b>	<b>50,358</b>	<b>57,803</b>	<b>45,235</b>

**Short term deposits**

Short-term deposits (Fixed-term deposits of 1-12 months)	1,547,906	1,377,737	1,547,906	1,377,737
--	-----------	-----------	-----------	-----------

**Short term investments**

Call Accounts	145,211	453,257	145,211	453,257
<b>Total</b>	<b>145,211</b>	<b>453,257</b>	<b>145,211</b>	<b>453,257</b>

Short-term deposits comprise of fixed-term investments held with Nedbank, Absa and Standard bank for a period of one to twelve months at an average interest rate of 9.25% per annum.



## Notes to the Consolidated and Separate Financial Statements

	Group	Group Restated	University	University Restated
Figures in R `000	2023	2022	2023	2022

### 18. Non-current assets held for sale

#### 18.1 Assets held for sale

At the end of 2022, management identified a group of movable assets that were fully utilised and ready for disposal. The assets were disposed of at a public auction during the 2023 financial year.

The decision to sell these non-current assets held for sale was made because the assets which were no longer in use or were impaired, and the Group will only realise their carrying value through sale rather than through use.

#### 18.2 Carrying amounts of assets held for sale

##### Current assets

Property, plant and equipment	612	1,984	612	1,984
<b>Total assets</b>	<b>612</b>	<b>1,984</b>	<b>612</b>	<b>1,984</b>

Level 3 inputs of the fair value hierarchy have been used to determine the appropriate values of assets held for sale. Prices of similar assets from the internet were used to determine the fair value. Where the fair value is lower than the asset's carrying amount, it was written down to its net realisable value.

### 19. Non distributable reserves

#### 19.1 Classification of non-distributable reserves

Total non-distributable reserves	1,387,720	1,007,313	1,387,720	1,007,313
<b>Non distributable reserve is composed of the following:</b>				
Revaluation surplus	1,180,574	800,167	1,180,574	800,167
Earmarked grant restricted reserve	207,146	207,146	207,146	207,146
	<b>1,387,720</b>	<b>1,007,313</b>	<b>1,387,720</b>	<b>1,007,313</b>
<b>Reconciliation of revaluation surplus</b>				
Opening balance	800,167	813,421	800,167	813,421
Revaluation surplus	393,310	-	393,310	-
Transfer to accumulated surplus	(12,903)	(13,254)	(12,903)	(13,254)
<b>Closing balance</b>	<b>1,180,574</b>	<b>800,167</b>	<b>1,180,574</b>	<b>800,167</b>



## Notes to the Consolidated and Separate Financial Statements

	Group	Group Restated	University	University Restated
Figures in R `000	2023	2022	2023	2022

### 19. Non distributable reserves continued...

#### 19.2 Nature and purpose of reserves

#### Revaluation surplus

The revaluation surplus reserve is used to record all revaluation surplus realised on the valuation of the Group Land and Buildings. Depreciation relating to the revaluation surplus is transferred to the accumulated surplus when the asset is used over its remaining useful life.

### 20. Provisions

#### 20.1 Provisions comprise:

Provisions for employee benefits	25,933	24,636	25,268	24,359
Other provisions	22,006	15,393	22,006	15,393
	<b>47,939</b>	<b>40,029</b>	<b>47,274</b>	<b>39,752</b>
Provisions for employee benefits	20,113	20,018	19,963	19,881
<b>Non-current portion</b>	<b>20,113</b>	<b>20,018</b>	<b>19,963</b>	<b>19,881</b>
Provisions for employee benefits	5,820	4,618	5,305	4,478
Other provisions	22,006	15,393	22,006	15,393
<b>Current portion</b>	<b>27,826</b>	<b>20,011</b>	<b>27,311</b>	<b>19,871</b>
	<b>47,939</b>	<b>40,029</b>	<b>47,274</b>	<b>39,752</b>

#### 20.2 Provisions for employee benefits

	Accumulated Leave provision	Long service award	Other employee benefit provision	Total
<b>Balance at 1 January 2023 - Group</b>	<b>22,483</b>	<b>2,013</b>	<b>140</b>	<b>24,636</b>
Current service cost	2,143	179		2,321
Interest cost	2,154	189		2,342
Actuarial (gain)/loss	693	43		737
Additions/raised	-	-	375	375
Expected benefits vesting	(4,344)	(134)	-	(4,478)
Total changes	645	277	375	1,297
<b>Balance at 31 December 2023</b>	<b>23,128</b>	<b>2,290</b>	<b>515</b>	<b>25,933</b>



## Notes to the Consolidated and Separate Financial Statements

	Group	Group Restated	University	University Restated
Figures in R `000	2023	2022	2023	2022

### 20. Provisions continued...

	Accumulated Leave provision	Long service award	Other employee benefit provision	Total
<b>Balance at 1 January 2022 - Group</b>	<b>24,188</b>	<b>2,504</b>	<b>140</b>	<b>26,832</b>
Current service cost	2,155	240		2,395
Actuarial (gain)/loss	207	(277)		(70)
Expected Benefits vesting	(6,072)	(242)		(6,314)
Interest cost	2,005	224	-	2,229
Removal of future LSA increases		(436)	-	(436)
Total changes	(1,705)	(491)	-	(2,196)
<b>Balance at 31 December 2022</b>	<b>22,483</b>	<b>2,013</b>	<b>140</b>	<b>24,636</b>

	Accumulated Leave provision	Long service award	Other employee benefit provision	Total
<b>Balance at 1 January 2023 - University</b>	<b>22,355</b>	<b>2,004</b>	<b>-</b>	<b>24,359</b>
Current service cost	2,129	178		2,307
Interest cost	2,140	188		2,328
Actuarial (gain)/loss	709	43	-	752
Expected benefits vesting	(4,344)	(134)		(4,478)
Total changes	634	275	-	909
<b>Balance at 31 December 2023</b>	<b>22,989</b>	<b>2,279</b>	<b>-</b>	<b>25,268</b>
<b>Balance at 1 January 2022 - University</b>	<b>24,077</b>	<b>2,495</b>	<b>-</b>	<b>26,572</b>
Current service cost	2,144	239		2,383
Removal of future LSA increases	-	(434)		(434)
Actuarial (gain)/loss	212	(277)		(65)
Expected benefits vesting	(6,072)	(242)	-	(6,314)
Interest cost	1,994	223	-	2,217
Total changes	(1,722)	(491)	-	(2,213)
<b>Balance at 31 December 2022</b>	<b>22,355</b>	<b>2,004</b>	<b>-</b>	<b>24,359</b>



## Notes to the Consolidated and Separate Financial Statements

	Group	Group Restated	University	University Restated
Figures in R `000	2023	2022	2023	2022

### 20. Provisions continued...

#### 20.3 Details of employee benefit provisions - University

##### Accumulated Leave provision

This is the net liability on accumulated leave balances at the end of the reporting period. University staff can accumulate up to 20 days of annual leave, which is payable only upon resignation, death, or retirement.

Employees who joined the University from 1 January 2021 will not be entitled to non-accumulative leave and will forfeit all unutilised leave after six months of their anniversary date.

Amounts recognised in the statement of profit or loss and other comprehensive income are:

Current service cost	2,143	2,155	2,129	2,144
Interest on obligation	2,154	2,005	2,140	1,994
	4,296	4,160	4,269	4,138
Actuarial loss	693	207	709	212
<b>Total amount recognised</b>	<b>4,989</b>	<b>4,367</b>	<b>4,978</b>	<b>4,350</b>

The principal key assumptions used on the last valuation on 31 December 2023.

##### Assumption

Discount rates used	10.53%	10.57%
General earnings inflation rate (long-term)	6.21%	6.47%
Net effective discount rate	4.07%	3.85%

##### Key demographic assumptions

Assumptions	Value	Value
Average retirement age	64	64
Mortality during employment	SA 85-90	SA 85-90



## Notes to the Consolidated and Separate Financial Statements

	Group	Group Restated	University	University Restated
Figures in R `000	2023	2022	2023	2022

### 20. Provisions continued...

	Age	Females	Males
Withdrawal from service (sample annual rates)	20	13%	13%
	30	11%	11%
	40	6%	6%
	50	3%	3%
	55	0%	0%

### Sensitivity analysis

The sensitivity of the unfunded accrued liability (in '000)

Assumptions	Change	Liability	% change
Central assumptions		22,989	
General earnings inflation rate	1%	24,338	6%
General earnings inflation rate	-1%	21,758	-5%
Discount rate	1%	21,865	-5%
Discount rate	-1%	24,238	5%
Average retirement age	+2yrs	20,699	-10%
Average retirement age	-2yrs	25,328	10%
Withdrawal rates	X2	25,883	13%
Withdrawal rates	X0.5	21,117	-8%

Amounts for the latest actuarial valuation and previous periods are as follows (R Millions)

Liability History	2019	2020	2021	2022	2023
Accrued Liability	(21)	(21)	24	(22)	(23)
Plan assets	-	-	-	-	-
	<b>(21)</b>	<b>(21)</b>	<b>24</b>	<b>(22)</b>	<b>(23)</b>

History of experience adjustments: (Gains) and Losses (R'000)

Experience adjustments	2019	2020	2021	2022	2023
Liabilities: (Gain)/Loss	1,597	3,331	2,742	1,155	996
Assets: (Gain)/ Loss	-	-	-	-	-
	<b>1,597</b>	<b>3,331</b>	<b>2,742</b>	<b>1,155</b>	<b>996</b>



## Notes to the Consolidated and Separate Financial Statements

	Group	Group Restated	University	University Restated
Figures in R `000	2023	2022	2023	2022

### 20. Provisions continued...

#### Long service award

The University awards long service payments to qualifying staff as predetermined milestones are reached. The actuarial value was determined at 31 December 2023. This obligation is funded from University's reserves.

Amounts recognised in the statement of profit or loss and other comprehensive income are:

Current service cost	179	240	178	239
Interest on obligation	189	224	188	223
	367	464	366	462
Actuarial loss	43	(277)	43	(277)
<b>Total amount recognised</b>	<b>411</b>	<b>187</b>	<b>409</b>	<b>185</b>

#### Key assumptions used

The principal key assumptions used on the last valuation on 31 December 2023

#### Assumption

Discount rates used	9.58%	9.68%	
<b>Key demographic assumptions Assumptions</b>	<b>Value</b>	<b>Value</b>	
Average retirement age Mortality during employment	64	64	
	SA 85-90	SA 85-90	
	<b>Age</b>	<b>Females</b>	<b>Males</b>
	20	13%	13%
	30	11%	11%
Withdrawal from service (sample annual rates)	40	6%	6%
	50	3%	3%
	55	0%	0%

#### Sensitivity analysis

The sensitivity of the unfunded accrued liability (in R'000)





## Notes to the Consolidated and Separate Financial Statements

	Group	Group Restated	University	University Restated
Figures in R `000	2023	2022	2023	2022

### 20. Provisions continued...

Assumptions	Change	Liability	% change
Central assumptions		2,279	
Discount rate	1%	2,211	-3.00
Discount rate	-1%	2,353	3%
Average retirement age	+2yrs	2,459	8%
Average retirement age	-2yrs	2,098	-8.00
Withdrawal rates	X2	2,075	-9.00
Withdrawal rates	X0.5	2,413	6%

### 20.4 Other provisions

	Land	Retention	Total
<b>Balance at 1 January 2023 - Group</b>	<b>1,300</b>	<b>14,093</b>	<b>15,393</b>
Provision raised	-	8,340	8,340
Provision paid	-	(1,727)	(1,727)
Total changes	-	6,613	6,613
<b>Balance at 31 December 2023</b>	<b>1,300</b>	<b>20,706</b>	<b>22,006</b>
<b>Balance at 1 January 2022 - Group</b>	<b>1,300</b>	<b>21,044</b>	<b>22,344</b>
Provision reversed	-	(6,951)	(6,951)
Total changes	-	(6,951)	(6,951)
<b>Balance at 31 December 2022</b>	<b>1,300</b>	<b>14,093</b>	<b>15,393</b>
<b>Balance at 1 January 2023 - University</b>	<b>1,300</b>	<b>14,093</b>	<b>15,393</b>
Provision raised	-	8,340	8,340
Provision paid	-	(1,727)	(1,727)
Total changes	-	6,613	6,613
<b>Balance at 31 December 2023</b>	<b>1,300</b>	<b>20,706</b>	<b>22,006</b>
<b>Balance at 1 January 2022 - University</b>	<b>1,300</b>	<b>21,044</b>	<b>22,344</b>
Provision reversed	-	(6,951)	(6,951)
Total changes	-	(6,951)	(6,951)
<b>Balance at 31 December 2022</b>	<b>1,300</b>	<b>14,093</b>	<b>15,393</b>



## Notes to the Consolidated and Separate Financial Statements

	Group	Group Restated	University	University Restated
Figures in R `000	2023	2022	2023	2022

**20. Provisions continued...**

## 20.5 Details of other provisions

**Retention**

Retention provision relates to the amount retained from a contractor during a construction project and is kept until the project is completed and the retention period lapses. If no defect is identified in the project the amount is paid to the service provider. If a defect is identified after the project is complete, the retention funds are used to repair the defect.

It is uncertain at the date of retaining the amount as to how much will be paid over to the contractor when the payment is due, and the timing thereof as that depends on whether the conditions to release retention have been met or not.

**21. Trade and other payables**

## 21.1 Trade and other payables comprise:

Trade creditors	4,314	10,181	(196)	1,269
Income received in advance	65	-	-	-
Deposits received	6,538	5,918	6,538	5,918
Accrued leave pay	7,394	3,078	7,145	3,078
Accounts payable TNLU	3,986	3,356	31,494	28,928
Sundry Creditors	54,929	38,510	100,864	83,624
Bursary Creditors	341,554	334,251	340,468	334,251
Other payables	7,228	6,478	7,145	6,478
Pension control	8,193	7,552	8,193	7,552
DHET Grant Fee Adjustment	-	18,963	-	18,963
Accrued expenses	26,131	13,587	20,043	13,588
NRF deposits and distributions	14,465	10,200	11,303	10,200
Value added tax	951	-	-	-
<b>Total trade and other payables</b>	<b>475,748</b>	<b>452,074</b>	<b>532,997</b>	<b>513,849</b>

Sundry creditors for the Group relate to accruals and salary-related payables for the University and include intercompany payables.



## Notes to the Consolidated and Separate Financial Statements

	Group	Group Restated	University	University Restated
Figures in R `000	2023	2022	2023	2022

### 21. Trade and other payables continued...

#### 21.2 Items included in trade and other payables not classified as financial liabilities

Income received in advance	65	-	-	-
Value added tax	951	-	-	-
Total non-financial liabilities included in trade and other payables	1,016	-	-	-
Total trade and other payables excluding non- financial liabilities included in trade and other payables	474,732	452,074	532,997	513,849
<b>Total trade and other payables</b>	<b>475,748</b>	<b>452,074</b>	<b>532,997</b>	<b>513,849</b>

### 22. Lease liabilities

#### 22.1 Lease liabilities comprise:

Lease obligation - Office equipment	10,134	23,379	10,134	12,387
Lease obligation - other	442	-	-	-
	<b>10,576</b>	<b>23,379</b>	<b>10,134</b>	<b>12,387</b>
Non-current liabilities	8,121	19,255	7,679	10,134
Current liabilities	2,455	4,124	2,455	2,253
	<b>10,576</b>	<b>23,379</b>	<b>10,134</b>	<b>12,387</b>

#### 22.2 Amounts recognised in the Statement of Financial Position

##### Right-of-use assets

Office equipment	9,605	12,224	9,605	12,224
Computer equipment	-	10,729	-	-
	<b>9,605</b>	<b>22,953</b>	<b>9,605</b>	<b>12,224</b>

#### 22.3 Amounts recognised in the Statement of Comprehensive Income

##### Depreciation

Office equipment	2,619	873	2,619	873
Computer equipment	397	1,192	-	-

##### Other expenses and gains

Interest expense	1,078	762	980	369
------------------	-------	-----	-----	-----

#### 22.4 Amounts recognised in the Statements Of Cash Flows

Total cash outflow for leases	(12,804)	(1,640)	(2,254)	(710)
-------------------------------	----------	---------	---------	-------



## Notes to the Consolidated and Separate Financial Statements

	Group	Group Restated	University	University Restated
Figures in R `000	2023	2022	2023	2022

### 22. Lease liabilities continued...

#### 22.5 Other information related to leases

##### Leasing activities and accounting for leases

The Group leases printers for use by the University. Rental contracts are typically for fixed periods of 5 years but may have extension options as described below. Lease terms are negotiated on an individual basis and contain a wide range of different terms and conditions. The lease agreements do not impose any covenants, but leased assets may not be used as security for borrowing purposes.

Leases are recognised as a right-of-use asset and a corresponding liability on the date the leased asset is available for use by the Group. Each lease payment is allocated between the liability and finance cost. The finance cost is charged to profit or loss over the lease period to produce a constant periodic rate of interest on the remaining balance of the liability for each period. The right-of-use asset is depreciated over the shorter of the asset's useful life and the lease term on a straight-line basis.

The lease payments are discounted using the interest rate implicit in the lease, if that rate can be determined, or the group's incremental borrowing rate.

Right-of-use assets are measured at cost comprising the following:

- the amount of the initial measurement of lease liability
- any lease payments made at or before the commencement date less any lease incentives received
- any initial direct costs, and
- restoration costs.

Low-value assets leased comprise cell phones and the amount of R5 375 000 has been expensed in the current year.

No lease extension has been included in the lease calculation, as both the Group and the Lessor should agree on the extension. At the commencement of the lease term, neither the Group nor the Lessor has the enforceable rights and obligations beyond the agreed five years.

### 23. Borrowings

#### 23.1 Borrowings comprise:

DBSA Loan	213,432	230,316	213,432	230,316
Non-current portion of borrowings	196,353	213,304	196,353	213,304
Current portion of borrowings	17,079	17,012	17,079	17,012
	<b>213,432</b>	<b>230,316</b>	<b>213,432</b>	<b>230,316</b>

The University has a loan facility with the Development Bank of Southern Africa (DBSA). The University makes monthly capital repayments of R 1.4 million and the final repayment will be made on 31 July 2036.

The interest on the loan is linked to the 3-month JIBAR.



## Notes to the Consolidated and Separate Financial Statements

	Group	Group Restated	University	University Restated
Figures in R `000	2023	2022	2023	2022

### 23. Borrowings continued...

The carrying amount of the Group borrowings are denominated in South African Rands. The Group has no undrawn borrowing facilities as at 31 December 2023.

The loan was specifically extended for the construction of new student residences and was approved by DHET. The exposure of the Group's borrowings to interest changes and the contractual repricing dates at the end of the reporting period is included in the financial instruments note.

#### 23.2 Classification of borrowings

Amortised cost	213,432	230,316	213,432	230,316
	<b>213,432</b>	<b>230,316</b>	<b>213,432</b>	<b>230,316</b>

### 24. Deferred income

DHET Deferred income	1,756,064	1,463,224	1,756,064	1,463,224
NRF Deferred income	19,887	8,832	19,887	8,832
External grants deferred income	2,767	6,230	2,767	6,230
Income received in advance	-	933	-	38
	<b>1,778,718</b>	<b>1,479,219</b>	<b>1,778,718</b>	<b>1,478,324</b>
Non-current liabilities	1,602,796	1,365,755	1,602,796	1,365,755
Current liabilities	175,922	113,464	175,922	112,569
	<b>1,778,718</b>	<b>1,479,219</b>	<b>1,778,718</b>	<b>1,478,324</b>



## Notes to the Consolidated and Separate Financial Statements

	Group	Group Restated	University	University Restated
Figures in R `000	2023	2022	2023	2022

**24. Deferred income continued...**

## 24.1 Reconciliation of Deferred income

Movement in the deferred income recognised in the statement of financial position is as follows:

**Deferred income movement - Group 2023**

	Balance of funds at 1 January	Amount received/ returned	Interest earned	Transfer (to)/ from other accounts	Transfer to Statement of P & L	Total
<b>State Subsidies and grants</b>						
Infrastructure Efficiency Grant	1,302,433	164,963	29,234	-	(36,677)	1,459,953
Clinical Training Grant	20,347	5,442	841	-	(4,439)	22,191
Foundation Provision Grant	(240)	16,168	246	-	(8,036)	8,138
New Generation of Academics Programme Grant	27,714	7,847	1,730	-	(13,856)	23,435
University Capacity and Development Grant	14,544	14,460	28	-	(9,488)	19,544
University -led Collaborative UCDG	-	4,480	-	-	(33)	4,447
Sibusiso Bengu Development Grant	60,425	148,293	8,406	-	(5,597)	211,527
Nurturing Emerging Scholars Programme (NESP) Grant	-	-	-	1,534	(399)	1,135
State Subsidy	-	879,859	-	-	(879,859)	-
Covid-19 Readiness Grant	5,333	-	-	-	(3,621)	1,712
<b>Total state subsidies and grants</b>	<b>1,430,556</b>	<b>1,241,512</b>	<b>40,486</b>	<b>1,534</b>	<b>(962,005)</b>	<b>1,752,083</b>
<b>Private Grants and other deferred income</b>						
National Research Foundation	41,500	7,087	-	(11,621)	(13,580)	23,386
Income received in advance	933	-	-	-	(1,010)	(77)
Other Research funds	6,230	39,269	-	(1,534)	(40,717)	3,248
<b>Total</b>	<b>1,479,219</b>	<b>1,287,868</b>	<b>40,486</b>	<b>(11,621)</b>	<b>(1,017,312)</b>	<b>1,778,640</b>

The R11,6 million transfer on National Research Foundation is the bursary amount allocated to students during the year from the amount that was on deferred income.



## Notes to the Consolidated and Separate Financial Statements

	Group	Group Restated	University	University Restated
Figures in R `000	2023	2022	2023	2022

### 24. Deferred income continued...

#### Deferred income movement - Group 2022

	Balance of funds at 1 January	Amount received	Interest earned	Transfer (to)/ from other grants	Transfer to Statement of P & L	Total
<b>State Subsidies and grants</b>						
Infrastructure Efficiency Grant	1,212,963	96,416	13,721	-	(20,667)	1,302,433
Clinical Training Grant	14,720	6,108	844	-	(1,325)	20,347
Foundation Provision Grant	(733)	8,007	35	-	(7,549)	(240)
New Generation of Academics Programme Grant	28,466	9,355	980	-	(11,087)	27,714
University Capacity and Development Grant	17,013	9,468	-	-	(11,937)	14,544
Sibusiso Bhengu Development Grant	43,222	22,764	3,424	-	(8,985)	60,425
State Subsidy	-	823,763	-	-	(823,763)	-
Covid-19 Readiness Grant	21,310	(10,689)	-	-	(5,288)	5,333
<b>Total state subsidies and grants</b>	<b>1,336,961</b>	<b>965,192</b>	<b>19,004</b>	<b>-</b>	<b>(890,601)</b>	<b>1,430,556</b>
<b>Private Grants and other deferred income</b>						
National Research Foundation	32,668	18,154	492	-	(9,814)	41,500
Income received in advance	625	308	-	-	-	933
Other Research funds	8,637	40,217	-	-	(42,624)	6,230
<b>Total</b>	<b>1,378,891</b>	<b>1,023,871</b>	<b>19,496</b>	<b>-</b>	<b>(943,039)</b>	<b>1,479,219</b>

Deferred income mainly comprises of government grants and other financial assistance received by the University.

#### Infrastructure and Efficiency Funding Grant (IEG)

DHET has granted the University funds in respect of infrastructure and efficiency to assist with improving institutional infrastructure and academic efficiency with a view to improving student outcomes.



## Notes to the Consolidated and Separate Financial Statements

### 24. Deferred income continued...

#### **Clinical Training Grant (CTG)**

DHET has granted the University funds for clinical training in medicine, dentistry, and allied health professions.

#### **University Capacity Development Grant (UCDG)**

DHET has granted the University funds for projects related to improving the skills of University personnel. The grant is further intended to improve student success by providing mentors and tutors to assist students in their studies.

#### **University-led Collaborative (UCDG)**

DHET has through the University of Limpopo granted the University to support the implementation of one of focus areas for Collaborative Projects Sub-Programme of the University Capacity Development Programme (UCDP), namely Capacity Development Programme on Grants Management.

#### **Foundation Provision Grant (FPG)**

DHET has granted the University funds to enhance the success rates of students who meet the minimum admission requirements of an institution and to ensure higher throughput and, ultimately, higher graduation rates at the universities.

#### **New Generation of Academics Programme Grant (nGAP)**

DHET has granted the University funds to appoint staff for the New Generation of Academic Programme (nGAP). The nGAP involves the recruitment of highly capable scholars as new academics, against carefully designed and balanced equity considerations and in light of the disciplinary areas of greatest need.

#### **Sibusiso Bengu Development Grant (SB-DG)**

DHET has granted the University funds to improve academic and administrative functions at historically disadvantaged institutions. This grant was previously called Historically Disadvantaged Institutions Grant.

#### **Covid-19 Readiness Grant**

DHET has granted the University permission to transfer funds from other grants to be used to conduct Covid-19 safety procedures such as temperature testing, sanitising and for buying Personal Protective Equipments to ensure that students and staff are safe. The funds are also used to procure connectivity hardware, data and cabling across the campus to enable online interactions such as learning and teaching, and to conduct online meetings to minimise disruptions to the University activities.

#### **Nurturing Emerging Scholars Programme Grant (NESP)**

DHET has granted the University funds to recruit high achieving Honours who demonstrate academic ability and interest to pursue an academic career trajectory, into the Nurturing Emerging Scholars Programme (NESP) which aims to enhance the pool of candidates from which new academics can be recruited.

#### **National Research Foundation (NRF)**

NRF has granted students and researchers funds in respect of research projects in the fields of study that aim to improve the research output of the researchers.

#### **Other research funds**

Various sponsors have granted researchers funds to support them in their research projects. The fund is aimed at supporting emerging researchers to complete their qualifications on time and established researchers to continue publishing and increasing the research output.





## Notes to the Consolidated and Separate Financial Statements

	Group	Group Restated	University	University Restated
Figures in R `000	2023	2022	2023	2022

### 25. Retirement medical benefit obligations

#### 25.1 Defined benefit plan - Retirement benefit obligation

The Group staff members who were employed on or before 30 June 2016 are entitled to a 60% subsidy of their medical aid risk contribution after retirement. This subsidy excludes any elected savings. Dependents of staff members who die while in service of the Group and employees who joined the Group after 30 June 2016, are not entitled to this benefit.

#### 25.1.1 The amounts recognised in the Statement of Financial Position are determined as follows:

Present value of funded obligations	104,907	96,460	104,596	96,193
<b>Liability in the balance sheet</b>	<b>104,907</b>	<b>96,460</b>	<b>104,596</b>	<b>96,193</b>
<b>The above liability is analysed as follows:</b>				
Amounts arising wholly unfunded plans	104,907	96,460	104,596	96,193
Amounts arising from plans that are wholly or partly funded	-	-	-	-
	<b>104,907</b>	<b>96,460</b>	<b>104,596</b>	<b>96,193</b>
<b>Defined benefit plan balances at year-end</b>				
Included in non-current liabilities	(100,243)	(92,711)	(99,932)	(92,444)
Included in current liabilities	(4,664)	(3,749)	(4,664)	(3,749)
	<b>(104,907)</b>	<b>(96,460)</b>	<b>(104,596)</b>	<b>(96,193)</b>

	Group	Group Restated	University	University Restated
Figures in R `000	2023	2022	2023	2022

#### 25. Retirement medical benefit obligations continued...

<b>Opening balance at January</b>	<b>96,460</b>	<b>98,785</b>	<b>96,193</b>	<b>98,286</b>
Current service cost	3,441	3,633	3,413	3,602
Interest expense	11,007	10,036	10,975	10,006
Other Movement		(222)		
Actuarial gains and (losses)	(2,252)	(12,274)	(2,236)	(12,203)
- Due to financial changes	(4,328)	(8,746)	(4,306)	(8,709)
- Due to demographic changes	2,076	(3,528)	2,070	(3,494)
Payments from plan benefits	(3,749)	(3,498)	(3,749)	(3,498)
<b>Closing balance at 31 December</b>	<b>104,907</b>	<b>96,460</b>	<b>104,596</b>	<b>96,193</b>



## Notes to the Consolidated and Separate Financial Statements

	Group	Group Restated	University	University Restated
Figures in R `000	2023	2022	2023	2022

**25. Retirement medical benefit obligations continued...**

Amounts recognised in the statement of profit or loss and other comprehensive income are:

Current service cost	3,441	3,633	3,413	3,602
Interest on obligation	11,007	10,036	10,975	10,006
	14,448	13,669	14,388	13,608
Actuarial (gain)/loss	(2,252)	(12,274)	(2,236)	(12,203)
<b>Total amounts recognised</b>	<b>12,196</b>	<b>1,395</b>	<b>12,152</b>	<b>1,405</b>
Split between non-current and current portion				
Non-current liabilities	100,243	92,711	99,932	92,444
Current liabilities	4,664	3,749	4,664	3,749
<b>Total present value of the retirement benefits obligation</b>	<b>104,907</b>	<b>96,460</b>	<b>104,596</b>	<b>96,193</b>
Analysis of the unexpected movement in the liability				
Financial assumption changes	(4,328)	(8,746)	(4,306)	(8,709)
Demographic assumption changes	2,076	(3,528)	2,070	(3,494)

The risks faced by the Group as result of the post-employment healthcare obligation include inflation risk in healthcare costs, the volatility and uncertainty of the liability, changes in legislation well as post-retirement longevity.

**Key assumptions used**

The principal assumptions used on the last valuation on 31 December 2023.

**Economic assumptions**

Discount rates used	12.02%	11.63%
Health care cost inflation rate	7.77%	7.80%
Net discount rate	3.94%	3.55%

**Demographic assumptions**



## Notes to the Consolidated and Separate Financial Statements

	Group	Group Restated	University	University Restated
Figures in R `000	2023	2022	2023	2022

### 25. Retirement medical benefit obligations continued...

Assumptions	Value	Value
Average retirement age	64	64
Continuation of membership at retirement	60%	60%
Proportion with a spouse dependent at retirement	65%	65%
Proportion of in-service non-members joining a scheme by retirement and continuing with the subsidy at retirement.	35%	35%
Mortality during employment	SA 85-90	SA 85-90
Mortality post-retirement	PA (90)-1 with 1% mortality improvement p.a from 2010	PA (90)-1
	<b>Age</b>	<b>Rates</b>
Withdrawal from service (withdrawal rates)	20-24	13%
	25-29	13%
	30-34	11%
	35-39	8%
	40-44	6%
	45-49	4%
	50-54	3%
	55+	0%

### Sensitivity analysis

The sensitivity of the overall post-retirement medical liability to changes in the weighted principal assumptions is:



## Notes to the Consolidated and Separate Financial Statements

	Group	Group Restated	University	University Restated
Figures in R `000	2023	2022	2023	2022

### 25. Retirement medical benefit obligations continued...

Assumptions	Change	In service members	Continuation members	Total	% change	
Central assumptions		58.8230	45.773	104.596		
Health care inflation	1%	67.895	49.197	117.092	12%	
Health care inflation	-1%	51.272	42.726	93.998	-10.00	
Discount rate	1%	51.367	42.670	94.037	-10.00	
Discount rate	-1%	67.909	49.313	117.222	12%	
Post-retirement mortality	+1 yr	57.031	44.135	101.166	-3%	
Post-retirement mortality	-1 yr	60.606	47.418	108.024	3%	
Average retirement age	-1 yr	65.501	45.773	111.274	6%	
Membership continuation	-10%	49.020	45.773	94.793	-9.00	
<b>Amounts for the latest actuarial valuation and previous four periods are as follows(R millions)</b>		<b>2019</b>	<b>2020</b>	<b>2021</b>	<b>2022</b>	<b>2023</b>
<b>Liability history</b>						
Accrued liability	(87)	(80)	(98)	(96)	(105)	
Fair value of plan asset	-	-	-	-	-	
<b>Surplus/ (Deficit)</b>	<b>(87)</b>	<b>(80)</b>	<b>(98)</b>	<b>(96)</b>	<b>(105)</b>	

History of experience adjustments:

Gains and Losses (R millions)

Experience adjustments are the effects of differences between the previous actuarial assumptions and what has occurred.

Experience adjustments	2019	2020	2021	2022	2023
Liabilities: (Gain)/Loss	2	4	2	(8)	3
Assets: (Gain)/Loss	-	-	-	-	-
<b>Surplus/(Deficit)</b>	<b>2</b>	<b>4</b>	<b>2</b>	<b>(8)</b>	<b>3</b>



## Notes to the Consolidated and Separate Financial Statements

	Group	Group Restated	University	University Restated
Figures in R `000	2023	2022	2023	2022

### 26. Revenue

#### 26.1 Revenue comprises:

Training and Development	19,232	19,015	-	-
Research income	54,297	53,533	54,297	53,533
Donations	1,801	1,386	1,801	1,386
Tuition and Other Student fees	683,595	640,389	683,595	640,389
Other income	30,565	17,297	22,451	15,970
Government grants received	962,005	890,601	962,005	890,601
<b>Total revenue</b>	<b>1,751,495</b>	<b>1,622,221</b>	<b>1,724,149</b>	<b>1,601,879</b>

#### 26.2 Sources of Revenue

Contracts with customers	1,666,633	1,551,391	1,647,401	1,532,376
Other contracts (Note 42)	54,297	53,533	54,297	53,533
	<b>1,720,930</b>	<b>1,604,924</b>	<b>1,701,698</b>	<b>1,585,909</b>

#### 26.3 Tuition and other fees income

Tuition and other fees	566,127	544,033	566,127	544,033
Hostel fees and rental income	117,468	96,356	117,468	96,356
	<b>683,595</b>	<b>640,389</b>	<b>683,595</b>	<b>640,389</b>

#### Below is a breakdown of tuition and other fees

Tuition fees	499,282	477,662	499,282	477,662
Registration fees	47,871	46,369	47,871	46,369
SRC levies	15,320	14,871	15,320	14,871
Sundry student fees	1,868	1,730	1,868	1,730
Application fees	1,485	3,085	1,485	3,085
Model Pre-School fees	104	148	104	148
Graduation fees	197	168	197	168
	<b>566,127</b>	<b>544,033</b>	<b>566,127</b>	<b>544,033</b>

#### 26.4 Training and Development

Short courses	11,042	19,015	-	-
Other	8,190	-	-	-
	<b>19,232</b>	<b>19,015</b>	<b>-</b>	<b>-</b>

Training and development relate to the short and other revenue generated by the Subsidiary.



## Notes to the Consolidated and Separate Financial Statements

	Group	Group Restated	University	University Restated
Figures in R `000	2023	2022	2023	2022

### 27. Other income

**Other income comprises:**

Sundry income	10,067	6,187	10,067	6,187
Skills Development and Training	3,084	1,729	2,405	402
Auction sale	4,372	-	4,372	-
Admin and management fees received	1,157	-	-	-
Discount received	510	372	490	372
Bad debts recovered	1,647	214	292	214
Insurance settlement	-	6,802	-	6,802
Rent received	2,960	-	2,960	-
Rent received - related parties	1,300	1,367	1,300	1,367
Farming income	565	626	565	626
Other income	4,903	-	-	-
<b>Total other income</b>	<b>30,565</b>	<b>17,297</b>	<b>22,451</b>	<b>15,970</b>

### 28. Employee costs

**Employee costs comprise:**

Salaries - Academic Staff	475,832	415,591	475,832	415,451
Salaries - Support Staff	488,010	442,122	388,891	378,420
<b>Total employee costs</b>	<b>963,842</b>	<b>857,713</b>	<b>864,723</b>	<b>793,871</b>
Number of employees	1 425	1 304	914	876
<b>Employee costs comprise:</b>				
Cash salary	873,425	788,156	782,891	724,454
Company contribution Bonus	-	-	-	-
	-	140	-	-
Company contribution	68,059	53,463	59,474	53,463
Leave Gratuity	7,541	3,388	7,541	3,388
Study support	14,817	12,566	14,817	12,566
	<b>963,842</b>	<b>857,713</b>	<b>864,723</b>	<b>793,871</b>



## Notes to the Consolidated and Separate Financial Statements

	Group	Group Restated	University	University Restated
Figures in R `000	2023	2022	2023	2022

### 29. Depreciation, Amortisation and Impairments

#### 29.1 Impairment comprises:

Property, plant and equipment	184,487	178	184,487	178
Trade receivables	178,275	(28,364)	184,321	(30,649)
Inventory	854	1,732	854	1,732
<b>Total impairments</b>	<b>363,616</b>	<b>(26,454)</b>	<b>369,662</b>	<b>(28,739)</b>
<b>Depreciation, amortisation and impairments</b>				
<b>Depreciation, amortisation and impairments comprises:</b>				
<b>Depreciation and Impairment</b>	<b>247,743</b>	<b>58,692</b>	<b>247,035</b>	<b>57,326</b>
Property, plant and equipment	60,240	56,449	59,929	56,275
Right-of-use assets	3,016	2,065	2,619	873
Impairment loss	184,487	178	184,487	178
<b>Amortisation</b>	<b>2,769</b>	<b>3,166</b>	<b>2,769</b>	<b>3,166</b>
Intangible assets	2,769	3,166	2,769	3,166
<b>Total depreciation, amortisation and impairments</b>	<b>250,512</b>	<b>61,858</b>	<b>249,804</b>	<b>60,492</b>



## Notes to the Consolidated and Separate Financial Statements

	Group	Group Restated	University	University Restated
Figures in R `000	2023	2022	2023	2022
<b>30. Other operating expenses</b>				
30.1 Other operating expenses comprise:				
Audit fees	7,126	7,932	5,780	7,359
Bad debts	3,229	23,922	106	35
Bursary and scholarship	38,308	16,270	38,057	15,895
Communication expenses	25,642	26,826	25,642	26,826
Consulting fees	26,835	29,850	24,784	33,175
Committees sitting allowance	5,647	3,903	4,725	3,443
Entertainment	172	-	-	-
Fines and penalties	707	-	-	-
Insurance	4,302	3,382	4,224	3,360
Legal expense	20,700	17,600	19,920	16,199
Library expenses	22,979	22,176	22,889	22,176
Membership fees	4,101	3,262	3,849	3,155
Motor vehicle expense	258	-	-	-
Municipal charges	43,862	37,118	43,862	37,118
Consumable material	25,661	21,414	25,558	21,413
Advertising	2,808	8,298	2,795	6,799
Sundry expenses	15	-	-	-
Rent expenses	298	-	-	-
Refreshments	104	-	-	-
Other operating Expenses	61,087	36,345	101,277	21,582
Petrol and oil	22,919	13,844	22,919	13,844
Printing and stationery	4,487	3,763	4,487	3,573
Protective clothing cost	4,602	1,924	2,218	1,924
Recruitment costs	3,273	1,870	3,273	1,870
Repairs and maintenance	146,739	101,523	146,707	132,181
Research and development costs	12,551	22,070	12,551	22,070
Security	12,710	5,579	61,105	45,682
Staff welfare costs	11,313	6,853	10,948	6,536
Student support	47,372	38,041	47,259	38,041
Travel costs	34,984	22,891	32,198	16,923
Workshop and Seminars	34,717	27,716	34,357	27,956
<b>Total other expenses</b>	<b>629,508</b>	<b>504,372</b>	<b>701,490</b>	<b>529,135</b>





## Notes to the Consolidated and Separate Financial Statements

	Group	Group Restated	University	University Restated
Figures in R `000	2023	2022	2023	2022

Other operating costs comprise of all other costs that are not specifically listed in the note, including minor assets and purchase of library books amongst others.

### 31. Actuarial Gains or losses

31.1 Actuarial Gains or Losses comprise:

Gains / (losses) on actuarial valuation	1,484	12,344	1,484	12,268
---	-------	--------	-------	--------

Actuarial gain/(losses) are unexpected increases or decreases in the liability over the period from the previous valuation date.

Actuarial gains and (losses) are comprised of the following:

Post-retirement medical benefit obligation	2,236	12,274	2,236	12,203
Accumulated leave	(709)	(207)	(709)	(212)
Long service award	(43)	277	(43)	277
<b>Total</b>	<b>1,484</b>	<b>12,344</b>	<b>1,484</b>	<b>12,268</b>

### 32. Investment income

32.1 Investment income comprises:

Interest received	138,184	87,951	137,937	87,951
Dividends received	53	49	53	49
Profit on fair value Investment	6,774	3,715	6,774	3,715
<b>Total Investment Income</b>	<b>145,011</b>	<b>91,715</b>	<b>144,764</b>	<b>91,715</b>

### 33. Finance Costs

33.1 Finance costs included in profit or loss:

DBSA Loan	23,337	9,134	23,337	9,134
Lease obligations	1,078	762	980	369
Interest on employee benefits obligation	13,303	12,223	13,303	12,223
Other interest	359	91	15	4
Bank overdraft	66	-	-	-
<b>Total finance costs</b>	<b>38,143</b>	<b>22,210</b>	<b>37,635</b>	<b>21,730</b>

33.2 Borrowing costs capitalised

Property, plant and equipment	-	9,126	-	9,126
-------------------------------	---	-------	---	-------



## Notes to the Consolidated and Separate Financial Statements

	Group	Group Restated	University	University Restated
Figures in R `000	2023	2022	2023	2022

**33. Finance Costs continued...**

Borrowing costs related to the loan acquired specifically to build male and female student residences. The DBSA- funded female residence was completed and ready for use in 2021, and the male residence in 2022. No borrowing cost was capitalized during the financial year since both male and female residences were completed and in use.

Interest incurred in the loan has been included on finance cost in the statement of profit or loss and other comprehensive income.

**34. Income tax expense**

## 34.1 Income tax recognised in profit or loss:

Current tax				
Current year	883	4,373	-	-
<b>Total income tax expense</b>	<b>883</b>	<b>4,373</b>	-	-
The full taxation amount is consolidated from the subsidiary (UIGC Group)				
Tax rate reconciliation				
Adjusted accounting profit for the year	(6,165)	(15,650)	-	-
Income tax calculated at 27% (2022: 28%)	(1,664)	(4,382)	-	-
Permanent differences				
- SARS penalties and interest	301	-	-	-
- Assessed loss not recognised	8,237	-	-	-
- Assessed loss from prior year	(6,177)			
- Provisions	186			
<b>Income tax expense</b>	<b>883</b>	<b>4,382</b>	-	-
<b>Effective tax rate</b>	<b>-14%</b>	<b>-28%</b>		

**35. Contingent liabilities and contingent assets**

The Group has labelled legal cases using abbreviations to ensure compliance with the Protection of Personal Information Act (POPIA), 2013 (Act no. 4 of 2013).

## 35.1 K vs University of Venda

Estimated financial effect	8,866	8,866	8,866	8,866
----------------------------	-------	-------	-------	-------



## Notes to the Consolidated and Separate Financial Statements

	Group	Group Restated	University	University Restated
Figures in R `000	2023	2022	2023	2022

### 35. Contingent liabilities and contingent assets continued...

The University received a summons from Company K for an alleged repudiation of the contract for the provision of security services to the University. The amount included the alleged annual sectoral determination increment for the 2015 academic year.

The matter was removed from the court roll on 29 August 2022 at the instance of K. The University is in consultation with the witnesses (105) as the Plaintiff's Attorneys have applied for a new trial date. The matter awaiting court trial date.

#### 35.2 O vs University of Venda

Estimated financial effect	3,334	3,334	3,334	3,334
----------------------------	-------	-------	-------	-------

O brought an application to the court for an order to direct the University to release the Applicant's alleged outstanding payments to the tune of R3.3 million and for the University to confirm the validity of the agreement between the University of Venda and O. The matter proceeded in court and the ruling came in favour of the University. O failed to file the audited financial statements as ordered by the court. The University has filed a contempt of court against O. The matter is awaiting trial.

#### 35.3 P vs University of Venda

Estimated financial effect	4,000	4,000	4,000	4,000
----------------------------	-------	-------	-------	-------

The University received combined summons from P who is claiming R4 million (excl VAT). The amount is alleged to be for injuries sustained due to the negligent actions of the University's cleaning company. The matter is awaiting court trial date.

#### 35.4 Q vs University of Venda

Estimated financial effect	31,900	31,900	31,900	31,900
----------------------------	--------	--------	--------	--------

The University received a letter of demand from Q demanding an amount of R12.5 million, allegedly being the amount for their outstanding invoices not paid by the University. The University responded to the letter of demand and lodged a counter-claim. Aggrieved by the response, Q referred the matter for arbitration. Q filed a statement of claim alleging that the University owes them over R31 million. The matter was heard in court on the 30th of October 2023 and is awaiting judgement.

#### 35.5 T vs University of Venda

Estimated financial effect	3,500	3,500	3,500	3,500
----------------------------	-------	-------	-------	-------



## Notes to the Consolidated and Separate Financial Statements

	Group	Group Restated	University	University Restated
Figures in R `000	2023	2022	2023	2022

### 35. Contingent liabilities and contingent assets continued...

The University received a combined summons from T, who alleges that on 30 September 2021 at the main gate inside the campus, while she was walking, she fell into an uncovered, unprotected, and unmarked open hole with an estimated depth of 1 meter. T is claiming R3.5 million (Excl. VAT). The amount is alleged to be for past and future medical and hospital expenses, an estimated loss of support, and general damages due to the negligent actions of the University. Pleadings have concluded. The matter awaits trial date.

#### 35.6 U vs University of Venda

Estimated financial effect	472	472	472	472
----------------------------	-----	-----	-----	-----

Plaintiff seeks an order against the institution (hereinafter referred to as the defendant (ordering the defendant to pay an amount of R471 933.33) cession amount. No financial exposure estimate as the matter is still pending. Matter has been defended, plea and other relevant documents were served and filed. Matter is on discovery stage.

#### 35.7 V vs University of Venda

Estimated financial effect	685	685	685	685
----------------------------	-----	-----	-----	-----

Plaintiff rendered the services of construction of water storage, bore hole and reticulation project. As averred in their papers, the Plaintiff performed appointment letter and therefore an amount of R 684 746.14 was due and payable to them, being the retention fee. The plaintiff did not comply with any of the notices that were served to them. Due to their conduct of noncompliance with the notices served to them, we issued two applications to compel the compliance with notice in terms of rule 35(3) and 35(6). Both of the applications were heard, and the two orders were granted in our favour with costs. Thereafter we served the attorneys of the plaintiff with the court order and despite being served with a court order, they failed to comply with our notice in terms of rule 35(3). We were of a legal view that their conduct is tantamount to malafide litigation.

#### 35.8 Contingent liabilities related to subsidiary

Estimated financial effect	1,500	1,500	-	-
----------------------------	-------	-------	---	---

The former CFO of the UIGC Group lodged litigation against the company for unfair dismissal. Review proceedings have been launched at the Labour Court, and attorneys are waiting for the CCMA records.



## Notes to the Consolidated and Separate Financial Statements

	Group	Group Restated	University	University Restated
Figures in R `000	2023	2022	2023	2022

### 35. Contingent liabilities and contingent assets continued...

#### 35.9 University of Venda vs TNK

Estimated financial effect	867	-	-	-
----------------------------	-----	---	---	---

Plaintiff seeks an order against the defendants for payment of R 866 924. No financial exposure estimation since the matter is still pending. Matter is on pre litigation stage, letters of demand was issued and served to the defendant.

The possibility of any reimbursement

#### 35.10 W vs University of Venda

Estimated financial effect	30,187	-	30,187	-
----------------------------	--------	---	--------	---

Contingent liabilities and contingent assets continued...

The case emanates from the disputes between the University of Venda and W because of the termination of the contract, the contractor is liable for penalties, calculations/value of the final account by Quantity Surveyors to the tune of R30 187 316.04, and that the money held in retention by the University be released to W. The University's legal team had filed opposing papers and also filed review application with a view to setting aside W's contract on the basis of its invalidity. W has also filed opposing the review application. The matter is scheduled to proceed on 16 October 2024.

#### 35.11 Z vs University of Venda

Estimated financial effect	10,000	-	10,000	-
----------------------------	--------	---	--------	---

The University received a letter of demand to the tune of R10 million alleged to be the outstanding amount for service rendered by Z and A. The University responded to the letter of demand denying liability for the amount claimed. Aggrieved by the University's response Z referred the matter for adjudication with a view to compelling the University to accede to their demand. Z's legal team submitted their statement of claim, and the University legal team is busy preparing a response to Z's claim. Z approached the Adjudication Board for their claim to be heard.

#### 35.12 University of Venda vs S

Estimated financial effect	1,917	-	-	-
----------------------------	-------	---	---	---

Matter is interlocutory brought against the university and the amount claimed is R1 916 944,64. Management's estimated financial exposure including costs and disbursements amounts to R3 000 000 and the prospects are high.



## Notes to the Consolidated and Separate Financial Statements

### 36. Related parties

#### 36.1 Relationships

Senior Officials	Executive and Senior Management Council
Controlling entity	Department of Higher Education and Training Department of Science and Innovation Other Public Universities
Under common control	National Student Financial Aid Scheme (NSFAS) National Research Foundation (NRF) Council of Scientific and Industrial Research (CSIR) Sector Education and Training Authority (SETA) Technology Innovation Agency (TIA)
Subsidiaries - 100% owned	Univen Income Generation Company (Pty) Ltd University of Venda Foundation Trust
100% owned subsidiaries of UIGC	Univen Continuing Education (Pty) Ltd Garcle (Pty) Ltd UIGC Security (Pty) Ltd
Associates of UIGC	Tshakhuma Barotta UIGC Farm (Pty) Ltd UIGC Connect (Pty) Ltd
Administration	Tshivenda National Lexicography Unit

Transactions with management and Council are limited to salaries and meeting fees, as disclosed in the note below. Due to the nature of the University's operations and the diverse composition of its stakeholders, the Council takes particular care to avoid conflicts of interest and, accordingly, has adopted a policy requiring declarations with third parties in which a Council or committee member who has a direct or fiduciary interest are required to be disclosed and, consequently, must be entered into at arms' length and be per approved procurement policy. During the year under review, no material transactions were identified with third parties controlled by one or more members of the Council. No material contracts were entered into by executive management during the year under review.



## Notes to the Consolidated and Separate Financial Statements

Figures in R `000

### 36. Related parties continued...

#### 36.2 Remuneration of members

Names	Sitting allowance	Subsistence and travel	Data	Total 2023	Sitting allowance	Subsistence and travel	Data	Total 2022
Mr. MJ Lekgetha (Chair of Council)	394	1	2	397	231	16	2	249
Mr. BP Thompson	200	2	2	204	142	2	2	146
Prof. IOG Moche	100	1	-	101	86	5	-	91
Mr. MS Motadi	142	16	-	158	123	18	-	141
Mr. R Mushweu	91	7	-	98	59	5	-	64
Dr. JM Mokoetele	63	2	-	65	77	4	-	81
Dr. ME Selomo	205	17	2	224	179	24	2	205
NV Makhari	289	52	2	343	184	10	2	196
Mr. MN Mangena	220	15	2	237	173	23	2	198
Dr. O van Heerden	147	-	2	149	116	7	2	125
Mr. SB Mampeule	138	16	2	156	128	22	2	152
Mrs. AS Rambuda	32	8	-	40	27	5	-	32
Mr. KE Mabelebele	90	5	-	95	69	7	-	76
Dr. NR Mbhele	263	35	2	300	224	15	2	241
Dr. SE Smith	132	1	-	133	100	2	-	102
Thovhele MPK Tshivhase	120	8	2	130	83	17	2	102
Prof S Mosoetsa	-	-	2	2	-	-	2	2
T Telite	115	4	2	121	-	-	-	-
<b>Total securities issued to directors and prescribed officers</b>	<b>2,739</b>	<b>192</b>	<b>22</b>	<b>2,953</b>	<b>2,001</b>	<b>193</b>	<b>20</b>	<b>2,214</b>



## Notes to the Consolidated and Separate Financial Statements

Figures in R `000

**36. Related parties continued...**

## 36.3 Related party transactions and balances

	Department of Higher Education and Training	National Research Foundation	Tshivenda National Lexicography Unit	Associates	Subsidiary-University	Total
<b>Year ended 31 December 2023</b>						
<b>Related party transactions</b>						
Revenue (Note 26.1)	(962,005)	-	-	-	-	<b>(962,005)</b>
<b>Outstanding balances for related party transactions</b>						
Amounts payable (Note 21)	-	(14,465)	3,986	-	(30,609)	<b>(41,088)</b>
Amounts receivable (Note 11)	5,925	-	-	-	59,463	<b>65,388</b>
Deferred income (Note 24.1)	(1,756,064)	(19,887)	-	-	-	<b>(1,775,951)</b>
<b>Outstanding loan accounts</b>						
Amounts receivable	-	-	-	-	12,475	<b>12,475</b>
<b>Year ended 31 December 2022</b>						
<b>Related party transactions</b>						
Revenue (Note 26.1)	(890,601)	-	-	-	-	<b>(890,601)</b>
Services received	-	-	-	-	78,215	<b>78,215</b>
<b>Outstanding balances for related party transactions</b>						
Amounts payable (Note 21)	(18,963)	(10,200)	3,356	-	(30,475)	<b>(56,282)</b>
Amounts receivable (Note 11)	13,250	-	-	4,903	59,464	<b>77,617</b>
Deferred income (Note 24.1)	(1,463,224)	(8,832)	-	-	-	<b>(1,472,056)</b>
<b>Outstanding loan accounts</b>						
Amounts receivable	-	-	-	-	4,148	<b>4,148</b>

The above-related party transactions have been made on terms equivalent to those that prevail in arm's length transactions.

**37. Events after the reporting date**

Management is not aware of any subsequent event that requires disclosure.





## Notes to the Consolidated and Separate Financial Statements

### 38. Going concern

The consolidated and separate annual financial statements have been prepared on the basis of accounting policies applicable to a going concern. This basis presumes that funds will be available to finance future operations and that the realisation of assets and settlement of liabilities, contingent obligations and commitments will occur in the ordinary course of business.

The Group's budget, forecast, and projections take these changes into account and show that the Group will still have a positive cash flow in the 2024 financial year. Council has a reasonable expectation that the Group has adequate resources to continue its operations for the next 36 months. The Group will continue to adopt the going concern basis in preparing its financial statements.

Furthermore, it is accepted that the Group's income is largely dependent on student tuition fees and Government subsidies.

The Department of Higher Education and Training (DHET) has made a commitment for the grant subsidy for 2024 to 2026 and payments are expected after the start of the 2024 academic year.

### 39. Financial Risk Management

The Group's activities expose it to a variety of financial risks, capital risks, market risks (including currency and price risks), credit risks, and liquidity risks.

This note explains the Group's exposure to each of these risks and how these risks could affect its future financial performance. Further quantitative disclosures are included throughout these financial statements to add further context.

The Council has the overall responsibility for the establishment and oversight of the Group's risk framework. The Council established the risk management committee, which is responsible for developing and monitoring the Group's risk management policies. The committee reports regularly to the Council on its activities.

The Group's risk management policies are established to identify and analyse the risks faced by the Group, to set appropriate risk limits and controls, and to monitor risks and adherence to limits. Risk management policies and systems are reviewed regularly to reflect changes in market conditions and the Group's activities.

The Group, through its training and management standards and procedures, aims to develop a disciplined and constructive control environment in which all employees understand their roles and obligations.

The Audit and Risk Committee oversees how management monitors compliance with the Group's risk management policies and procedures and reviews the adequacy of the risk management framework concerning the risks faced by the Group. The audit committee is assisted in its oversight role by internal audit. Internal audit undertakes both regular and ad hoc reviews of the risk management controls and procedures, the results of which are reported to the audit committee.

#### 39.1 Market Risk

##### 39.1.1 Foreign Exchange Risk

##### Exchange Risk Exposure

The Group is exposed to foreign exchange risk because of the goods and services acquired in foreign countries. The risk emanates from the fluctuations of the Rand against foreign currencies. To mitigate the risk, the Group will enter into a forward exchange contract (FEC), to hedge foreign currency fluctuations for any purchase of R1 million and above.

##### 39.1.2 Cash flow and fair value interest rate risk

##### 39.1.3 Exposure

The Group's main interest rate risk arises from long-term borrowings with variable rates, which expose the Group to cash flow interest rate risk. The Group's borrowings at variable rates are denominated in Rands.

Fluctuations in interest rates impact the value of investments and financing activities, giving rise to interest rate risk.



## Notes to the Consolidated and Separate Financial Statements

	Group	Group Restated	University	University Restated
Figures in R `000	2023	2022	2023	2022

**39. Financial Risk Management continued...**

The debt of the Group is comprised of a DBSA loan, which bears interest at 3-month JIBAR rates. Interest rates on all borrowings compare favourably with market rates.

The Group policy with regards to financial assets is to invest cash at fixed and floating rates of interest and to maintain cash reserves in short-term investments in order to maintain liquidity, while also achieving a satisfactory return.

The exposure of the Group's borrowings to interest rate changes and the contractual re-pricing dates of the borrowings at the end of the reporting period are as follows:

**Sensitivity**

The following sensitivity analysis uses sensitivity rate which is used when reporting interest rate risk internally to key management personnel and represents management's assessment of the reasonably possible change in interest rates. All other variables remain constant. The sensitivity analysis includes only financial instruments exposed to interest rate risk, which were recognised at the reporting date. No changes were made to the methods and assumptions used in the preparation of the sensitivity analysis compared to the previous reporting period.

	Increase in rate		Decrease in rate	
	2023	2022	2023	2022
<b>Impact on liabilities</b>				
DBSA Loan 1% (2022: 1%)*	2,134	2,303	(2,134)	(2,303)
<b>Impact on assets</b>				
Biological assets 1% (2022: 1%)*	12	23	(12)	(23)
Investments at amortised cost 1% (2022: 1%)*	1,369	301	(1,369)	(301)
Cash and cash equivalent 1% (2022: 1%)*	17,584	18,814	(17,584)	(18,814)
<b>Total impact on profit or loss and equity</b>	<b>21,099</b>	<b>21,441</b>	<b>(21,099)</b>	<b>(21,441)</b>

\* Holding all other variables constant

**39.1.4 Price Risk****Risk Exposure**

The Group's exposure to equity securities price risk arises from investments held by the Group and classified in the Statement of Financial Position as at fair value through surplus or deficit. The Group is exposed to price risk on biological assets and listed investments. The balance of the equity securities held by the Group is shown below:

To manage its price risk arising from investments in equity securities, the group diversifies its portfolio.



## Notes to the Consolidated and Separate Financial Statements

	Group	Group Restated	University	University Restated
Figures in R `000	2023	2022	2023	2022

### 39. Financial Risk Management continued...

#### Sensitivity

The following sensitivity analysis has been prepared using a sensitivity rate which represents management's assessment of the reasonably possible change in relevant prices. All other variables remain constant. The sensitivity analysis includes only investments held at reporting date. No changes were made to the methods and assumptions used in the preparation of the sensitivity analysis compared to the previous reporting period.

	Increase in rate		Decrease in rate	
	2023	2022	2023	2022
<b>Impact on Assets</b>				
Investment at fair value 1% (2022: 1%)	753	686	(753)	(686)
<b>Impact on profit or loss</b>	<b>753</b>	<b>686</b>	<b>(753)</b>	<b>(686)</b>

The surplus for the period would increase/decrease as a result of gains/ losses on equity securities classified as FVPL.

#### 39.2 Credit Risk

Credit risk arises from cash deposits, cash, and cash equivalents, deposits with banks and financial institutions, as well as trade receivables. The Group only deposits cash with major financial institutions with high-quality credit standing and limits exposure to any counterparty.

##### 39.2.1 Impairment of financial assets

The Group has one type of financial assets that are subject to the expected credit loss model:

- trade receivables for student fees

While cash and cash equivalents are also subject to the impairment requirements of IFRS 9 Financial instruments, no impairment loss has been identified at year end as the banks in which the cash is kept are considered low risk.

#### Trade and other receivables

The Group's exposure to credit risk is influenced mainly by the individual characteristics of each customer. The standard of living of the Group's customer base affects credit risk informed by defaults on the payment agreement. The politicized University sector challenge adds to the risk as some believe that Higher Education should be free as education is a right, not a privilege. The Group's customer base and location influence the credit risk because most customers are from humble, financially disadvantaged backgrounds.

Approximately 40% of the University's revenue is attributable to student fees. To mitigate the risk of students defaulting on their payments, the University has the following controls in place:

- Students with unfunded historic debts are allowed to register if they complete an Acknowledgement of Debt and commit to a debit or stop order to service the debt.
- All returning funded students are permitted to register if they meet the funder's requirements to continue to be funded.



## Notes to the Consolidated and Separate Financial Statements

	Group	Group Restated	University	University Restated
Figures in R `000	2023	2022	2023	2022

**39. Financial Risk Management continued...**

- Academic records are issued to students who are servicing their debts.
- Degree certificates are handed over to students funded throughout their studies and those who have settled their fees.
- Students are offered settlement discounts to encourage payments.
- Unfunded students in the residences are monitored and issued eviction notices if they are not paying.

The remaining income is from various clients of the Group which varies from the local government sector to the private sector and other parastatals. This income is normally on a cash basis.

The Group applies the IFRS 9 simplified approach to measuring expected credit losses which uses a lifetime expected loss allowance for all trade receivables.

To measure the expected credit losses, trade receivables (student debtors) have been grouped based on shared credit risk characteristics and the days past due.

The expected loss rates are based on the payment profiles of fees over a period of 36 months before 31 December 2022 or 1 January 2022 respectively as well as the corresponding historical credit losses experienced within this period. The historical loss rates are adjusted to reflect current and forward-looking information on macroeconomic factors affecting the ability of the customers to settle the receivables. The University has identified the ministerial directives and the unemployment rates of the country to be the most relevant factors and accordingly adjusts the historical loss rates based on expected changes in these factors. However, given the short period exposed to credit risk, the impact of ministerial directives has not been considered significant within the reporting period.

On that basis, the loss allowance as at 31 December 2023 and 1 January 2018 was determined as follows for trade receivables:

	Private	Self-funded	Government	NSFAS	Total
<b>31 December 2023</b>					
Expected loss rate	1%	66%	25%	34%	
Gross carrying amount - trade receivables	995	337,377	9,977	169,987	518,336
<b>Loss allowance</b>	<b>15</b>	<b>222,558</b>	<b>2,461</b>	<b>57,300</b>	<b>282,334</b>
<b>31 December 2022</b>					
Expected loss rate	28%	68%	29%	9%	
Gross carrying amount - trade receivables	4,830	244,588	8,987	180,967	439,371
<b>Loss allowance</b>	<b>1,365</b>	<b>166,380</b>	<b>2,630</b>	<b>15,447</b>	<b>185,822</b>

The closing loss allowances for trade receivables as at 31 December 2023 reconcile to the opening loss allowances as follows:



## Notes to the Consolidated and Separate Financial Statements

	Group	Group Restated	University	University Restated
Figures in R `000	2023	2022	2023	2022

### 39. Financial Risk Management continued...

	Trade receivables		Trade receivables	
	2023	2022	2023	2022
Opening loss allowance as at 1 January 2023 - calculated under IFRS9	188,107	216,471	185,822	216,471
Increase in loss allowance recognised in profit or loss during the year	178,275	-	178,212	-
Unused amount reversed	-	(28,364)	-	(30,649)
<b>At 31 December</b>	<b>366,382</b>	<b>188,107</b>	<b>364,034</b>	<b>185,822</b>

Trade receivables are written off when there is no reasonable expectation of recovery. Indicators that there is no reasonable expectation of recovery include, amongst others, after the lifecycle of the student on a qualification registered. As much as the student is still within their qualification lifecycle, the University provides for credit since there is still a chance of recovery at graduation.

Impairment losses on trade receivables are presented as impairment losses within operating profit. Subsequent recoveries of amounts previously written off are credited against the same line item.

### 39.3 Liquidity risk

The Group's liquidity risk is the risk of funds not being available to cover future commitments. The Group manages liquidity risk through an ongoing review of future commitments and credit facilities.

Management monitors rolling forecasts of the Group's cash and cash equivalents based on expected cash flows. In addition, the Group's liquidity management involves projecting cash flows in considering the level of liquid assets necessary to meet its obligations, monitoring Statement of Financial Position liquidity ratios against internal and external regulatory requirements and maintaining debt financing plans.

### 39.3.1 Maturities of financial liabilities

The tables below analyse the group's financial liabilities into relevant maturity groupings based on their contractual maturities for all non-derivative financial liabilities.

The amounts disclosed in the table are the contractual undiscounted cash flows. Balances due within 12 months equal their carrying amounts as the impact of discounting is not significant.

In preparing the cashflow budgets, the University's state subsidy is approximately 45% of the total recurrent expenses. 40% of the recurrent expenses are covered by bursary and fee income. The cashflow situation is reported on a quarterly basis to verify whether the actual cashflow is in line with the budgeted cash flow.

The table below summarises the maturity profile of the Group's financial liabilities at 31 December based on contractual undiscounted payments.



## Notes to the Consolidated and Separate Financial Statements

Figures in R `000

## 39. Financial Risk Management continued...

Contractual maturities of financial liabilities	Between 6 months and 1 year	Between 1 and 2 years	Between 2 and 5 years	Over 5 years	Total contractual cash flows	Carrying amount
<b>Year ended 31 December 2023 -</b>						
<b>Group Non-derivatives</b>						
Trade and other payables excluding non-financial liabilities (Note 21)	474,732	-	-	-	474,732	474,967
Lease liabilities (Note 22)	2,455	4,745	3,376	-	10,576	10,576
DBSA Loan (Note 23)	17,079	16,951	50,854	128,548	213,432	213,432
<b>Total non-derivatives</b>	<b>494,266</b>	<b>21,696</b>	<b>54,230</b>	<b>128,548</b>	<b>698,740</b>	<b>698,975</b>
<b>Year ended 31 December 2022 -</b>						
<b>Group Non-derivatives</b>						
Trade and other payables excluding non-financial liabilities (Note 21)	452,074	-	-	-	452,074	452,074
Lease liabilities (Note 22)	4,124	4,745	14,510	-	23,379	23,379
DBSA Loan (Note 23)	17,012	16,951	50,854	145,499	230,316	230,316
<b>Total non-derivatives</b>	<b>473,210</b>	<b>21,696</b>	<b>65,364</b>	<b>145,499</b>	<b>705,769</b>	<b>705,769</b>
<b>Year ended 31 December 2023 -</b>						
<b>University Non-derivatives</b>						
Trade and other payables excluding non-financial liabilities (Note 21)	532,999	-	-	-	532,999	532,999
Lease liabilities (Note 22)	2,455	7,679	-	-	10,134	10,134
DBSA Loan (Note 23)	17,079	-	-	196,353	213,432	213,432
<b>Total non-derivatives</b>	<b>552,533</b>	<b>7,679</b>	<b>-</b>	<b>196,353</b>	<b>756,565</b>	<b>756,565</b>
<b>Year ended 31 December 2022 -</b>						
<b>University Non-derivatives</b>						
Trade and other payables excluding non-financial liabilities (Note 21)	513,849	-	-	-	513,849	513,849
Lease liabilities (Note 22)	2,253	10,134	-	-	12,387	12,387
DBSA Loan (Note 23)	17,012	-	-	213,304	230,316	230,316
<b>Total non-derivatives</b>	<b>533,114</b>	<b>10,134</b>	<b>-</b>	<b>213,304</b>	<b>756,552</b>	<b>756,552</b>



## Notes to the Consolidated and Separate Financial Statements

	Group	Group Restated	University	University Restated
Figures in R `000	2023	2022	2023	2022

### 40. Capital Risk Management

The Group's objectives when managing capital are to safeguard the Group's ability to continue as a going concern. There are no externally imposed capital arrangements.

To maintain the capital structure, the Group has ensured a sound financial position by limiting exposure to debt and increasing

investment and cash balances. This objective is met by a well-planned budget process each year in which the critically strategic objectives of the Group are addressed.

There have been no changes to what the Group manages as capital and the strategy for capital maintenance.

#### 40.1 Balances of managed capital

Borrowings	(213,432)	(230,316)	(213,432)	(230,316)
Trade and other payables	(475,748)	(452,074)	(532,997)	(513,849)
Cash and cash equivalent	1,758,403	1,881,352	1,750,920	1,876,229
<b>Balances of managed capital</b>	<b>1,069,223</b>	<b>1,198,962</b>	<b>1,004,491</b>	<b>1,132,064</b>

### 41. Research Income

Research Funds - Other Funders	40,717	42,624	40,717	42,624
Research Funds - National Research Foundation	13,580	9,814	13,580	9,814
Research Funds - Council Controlled	-	1,095	-	1,095
	<b>54,297</b>	<b>53,533</b>	<b>54,297</b>	<b>53,533</b>

Other funders include amongst others, the South African Medical Research Council (SAMRC), Bank SETA, and Agri SETA.

The funds received for research are initially recognised as deferred income until they are spent.



## Notes to the Consolidated and Separate Financial Statements

	Group	Group Restated	University	University Restated
Figures in R `000	2023	2022	2023	2022

**42. Cash flows from operating activities**

<b>(Loss) / profit for the year</b>	<b>(176,628)</b>	<b>291,669</b>	<b>(180,088)</b>	<b>319,005</b>
<b>Adjustments for:</b>				
Income tax expense	883	4,373	-	-
Finance income	(138,237)	(88,000)	(137,990)	(88,000)
Finance costs	38,143	22,210	37,635	21,730
Depreciation and amortisation expense	66,025	61,680	65,317	60,314
Impairment losses and reversal of impairment losses recognised in profit or loss	366,845	(2,532)	369,768	(28,704)
Losses on disposal of non-current assets, and share of loss in associate	10,838	246	9,895	151
Adjustments for non-cash items- Provision for leave and long service	623	(2,181)	909	(2,213)
Other adjustments for non-cash items- PEMA provision	8,447	(2,103)	8,403	(2,093)
Fair value Gains and losses	(5,641)	(3,856)	(5,641)	(3,856)
Other adjustments for which cash effects are investing or financing cash flow	-	-	-	-
<b>Change in operating assets and liabilities:</b>				
Adjustments for decrease / (increase) in inventories	13,270	(69)	13,270	(69)
Adjustments for (increase) / decrease in trade accounts receivable	(189,075)	(10,838)	(180,652)	17,075
Adjustments for decrease / (increase) in other operating receivables	4,752	(1,297)	12,088	(22,990)
Adjustments for (decrease) / increase in trade accounts payable	(12,830)	8,997	(8,384)	3,360
Adjustments for increase / (decrease) in other operating payables	24,685	(78,660)	15,713	(76,175)
Adjustments for increase in deferred income	299,499	100,328	300,394	100,042
Adjustments for provisions	(1,339)	-	(1,727)	-
<b>Net cash flows from operations</b>	<b>310,260</b>	<b>299,967</b>	<b>318,911</b>	<b>297,577</b>

**43. Income tax paid**

Amounts receivable / (payable) at the beginning of the year	(4,508)	(882)	-	-
Amounts (receivable) / payable at the end of the year	5,333	4,508	-	-
Taxation expense (credit)	(883)	(4,373)	-	-
	<b>(58)</b>	<b>(747)</b>	-	-
<b>Income tax cash flows are classified as follows:</b>				
Operating cash flow	(58)	(747)	-	-
	<b>(58)</b>	<b>(747)</b>	-	-





## Notes to the Consolidated and Separate Financial Statements

	Group	Group Restated	University	University Restated
Figures in R `000	2023	2022	2023	2022
<b>44. Impairment losses and Reversal of impairment losses recognised in profit or loss</b>				
PPE	184,487	178	184,487	178
Inventory	854	1,732	854	1,732
Bad debts	3,229	23,922	106	35
Credit losses	178,275	(28,364)	184,321	(30,649)
	<b>366,845</b>	<b>(2,532)</b>	<b>369,768</b>	<b>(28,704)</b>

### 45. Prior period errors

The following prior period errors were corrected in the current year. The effect of the error is disclosed below.

#### Summary of prior period error - Group

	As previously reported	Adjustments	2022 Restated balance
<b>Effect on Statement of Financial Position</b>			
Property, plant, and equipment	2,441,086	(112)	2,440,974
Trade and other receivables	299,963	2,281	302,244
Current tax assets	-	186	186
Cash and cash equivalents	1,881,360	(8)	1,881,352
Provisions	(19,871)	(140)	(20,011)
Trade and other payables	(452,868)	(2,125)	(454,993)
Current tax liabilities	(5,526)	832	(4,694)
Deferred income	(113,541)	77	(113,464)
<b>Total effect on Statement of Financial Position</b>	<b>2,591,203</b>	<b>991</b>	<b>2,592,194</b>
<b>Effect on Statement of Comprehensive income</b>			
Depreciation	61,837	21	61,858
Operating expenses	500,528	3,839	504,367
Employee costs	856,925	788	857,713
Expected credit losses	(34,219)	5,856	(28,363)
Finance costs	22,164	46	22,210
Income tax expense	6,668	(2,296)	4,372
<b>Total effect on Statement of Comprehensive income</b>	<b>756,928</b>	<b>7,558</b>	<b>764,486</b>



## Notes to the Consolidated and Separate Financial Statements

	Group	Group Restated	University	University Restated
Figures in R `000	2023	2022	2023	2022

## 45. Prior period errors continued...

	As previously reported	Adjustments	2022 Restated balance
<b>Effect on Statement of changes in equity</b>			
Accumulated surplus		8,549	
<b>Total Effect on Statement of changes in equity</b>		<b>8,549</b>	

## Summary of prior period error - University

	As previously reported	Adjustments	2022 Restated balance
<b>Effect on Statement of Financial Position</b>			
Investments in Subsidiaries (Note 45.2)	2,879	(2,879)	-
<b>Total effect on Statement of Financial Position</b>	<b>2,879</b>	<b>(2,879)</b>	<b>-</b>
<b>Effect on Statement of Comprehensive income</b>			
Impairment of subsidiary	-	2,879	2,879
<b>Total effect on Statement of Comprehensive income</b>	<b>-</b>	<b>2,879</b>	<b>2,879</b>

## 45.1 Property, plant and equipment

UIGC group did not correctly assess the useful lives of property, plant and equipment in the previous years. This resulted in an understatement of property, plant and equipment and an overstatement of depreciation by R21 000 in the 2022 financial year and 91 000 thousand in 2021.

## 45.2 Investment in Subsidiaries

At the end of the financial year 2023, the University performed an impairment assessment on the Investment in Subsidiary. The assessment and calculations were done in line with IAS36.12(h)(i). The calculations revealed that the carrying amount of investment in subsidiary is R2,8 million which exceeded the subsidiary's net liabilities

of R53 million at the end of 2023. The assessment was extended to 2022 and found that the investment was impaired in that years as the subsidiary reported a net liability of R36 million in 2022.

The effect of the correction was the decrease in Investment in Subsidiary and decrease in retained earnings.

## 45.3 Trade and other receivables

When reconciling the prior year's balances, UIGC discovered that Travel Trust balances between UIGC holdings and UNIVEN were not reconciled in the previous year. Commission fees and income relating to staff bookings were not recognized, while the loan to group companies was erroneously accounted for as trade and other receivables. Expected credit losses were not calculated in 2022,



## Notes to the Consolidated and Separate Financial Statements

while a provision was reversed in the UIGC consolidated financial statements. The effect of the correction resulted in a net decrease in trade and other receivables and an increase in accumulated losses by R4.9 million.

### 45.4 Loans to group companies

In 2022, a loan to group companies amounting to R3,6 million was incorrectly classified as trade and other receivables by UIGC. The effect of the correction is a decrease in trade and other receivables and an increase in loan to group companies.

### 45.5 Trade and other payables

UIGC discovered that in 2022, the error in trade and other payables mainly comprised the results of the reconciliation of the VAT and Travel Trust accounts, unrecognized stipends and salary-related expenses, COIDA expense and the related interest and penalties, and the reclassification of unknown deposits and income received in advance to revenue. The correction of this error will result in a net decrease in trade and other payables by R1,3 million.

### 45.6 Provisions

In 2022, UIGC did not accrue for bonuses, which led to an understatement of provisions and employee costs by R139 000.

### 45.7 Income tax

In 2022, UIGC calculated income tax liability based on draft financial statements. This, coupled with a lack of reconciliation between the entity and SARS, led to an overstatement of current tax liabilities and an understatement of current tax assets by R822,000 and R186,000, respectively. The correction has also resulted in a decrease in income tax expense by R2,2 million.

### 45.8 Revenue

In 2022, UIGC incorrectly classified project costs as operating expenses instead of costs against revenue. Finance income was also classified as revenue. The effect of the correction is a decrease in revenue and an increase in finance and other income by R2,8 million, 14 000, and 98 000, respectively.

### 45.9 Operating expenses

In 2022, UIGC incorrectly presented employee costs and expected credit losses as separate line items in the financial statements. It was also discovered that not all bank charges were recorded while security expenses were classified as loans to group companies. This led to an understatement of operating expenses by R66.6 million.





# Notes



A series of horizontal dashed lines for writing notes, spanning the width of the page.



# Notes



Handwriting practice area consisting of 20 horizontal dashed lines.





# Notes



A series of horizontal dashed lines for writing notes, spanning the width of the page.



# Notes



Notes section with horizontal dashed lines for writing.







# Notes



A series of horizontal dashed lines for writing notes, spanning the width of the page.



# Notes



Notes section with horizontal dashed lines for writing.





**University of Venda**

Physical Address

Private Bag X5050

Thohoyandou

0950

Tel: 015 962 8000

Website: [www.univen.ac.za](http://www.univen.ac.za)

